



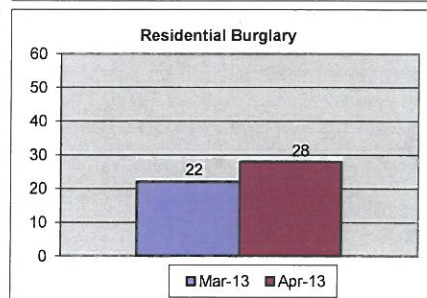
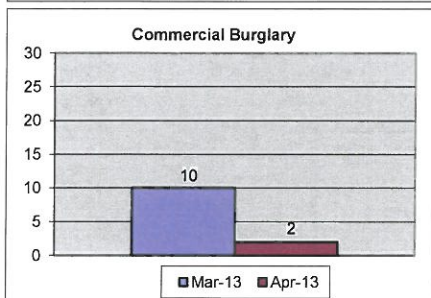
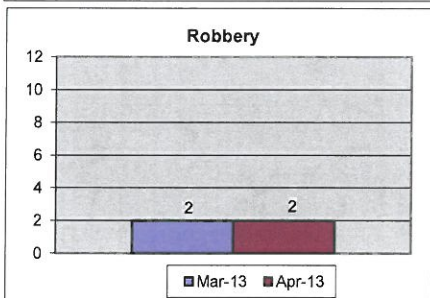
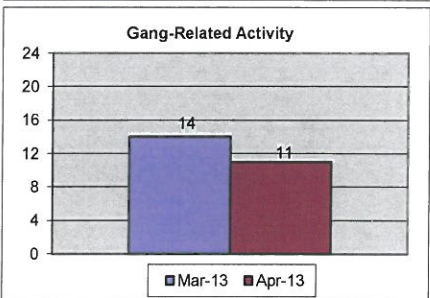
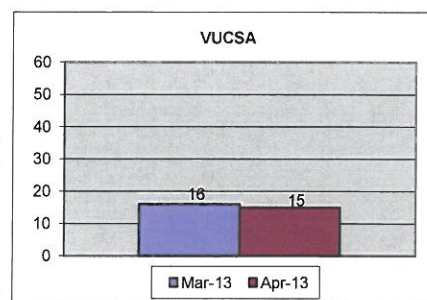
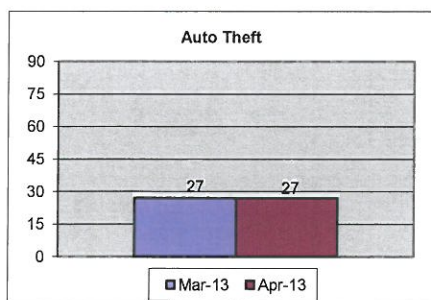
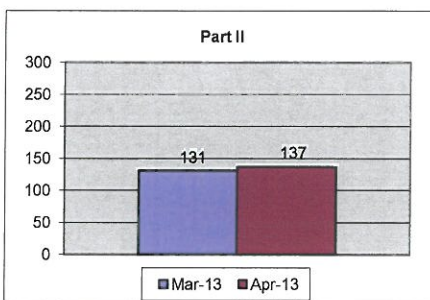
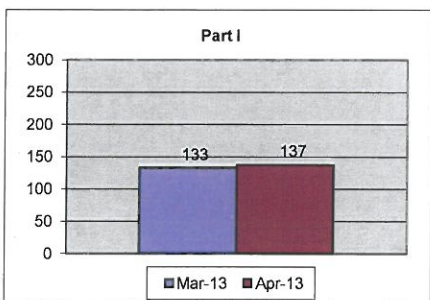
King County Sheriff's Office
 Selected Activity Counts for SeaTac
 Mar 2013 vs. Apr 2013*



	Part I			Part II			Auto Theft			VUCSA			Gang-Related Activity		
	Mar-13	Apr-13	% Chg	Mar-13	Apr-13	% Chg	Mar-13	Apr-13	% Chg	Mar-13	Apr-13	% Chg	Mar-13	Apr-13	% Chg
SeaTac	133	137	3.0%	131	137	4.6%	27	27	0.0%	16	15	-6.3%	14	11	-21.4%

	Robbery			Comm. Burglary			Res. Burglary		
	Mar-13	Apr-13	% Chg	Mar-13	Apr-13	% Chg	Mar-13	Apr-13	% Chg
SeaTac	2	2	0.0%	10	2	-80.0%	22	28	27.3%

*Numbers are estimates based on CAD data.



Current Trends or Series:

Both Part I & Part II crime increased (3% & 5% respectively).

Commercial burglary down from 10 to 2.

Residential burglary increased 27% & is above the 8-year average (22).