



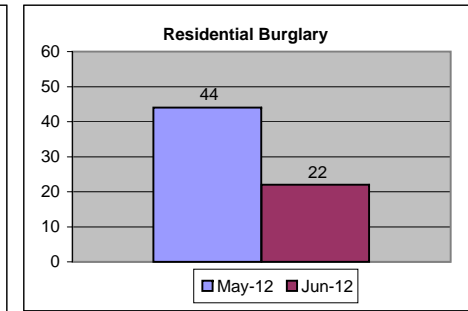
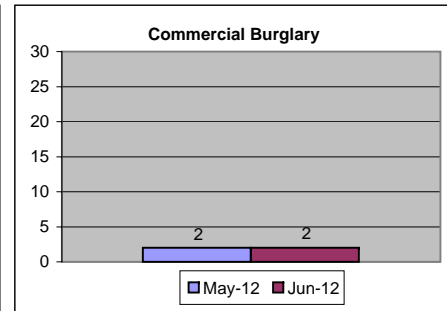
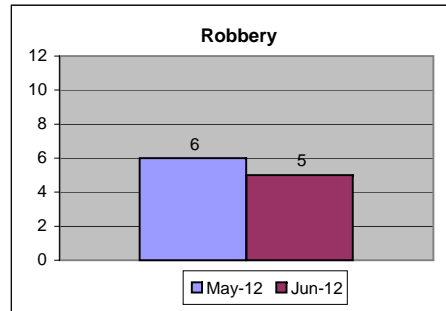
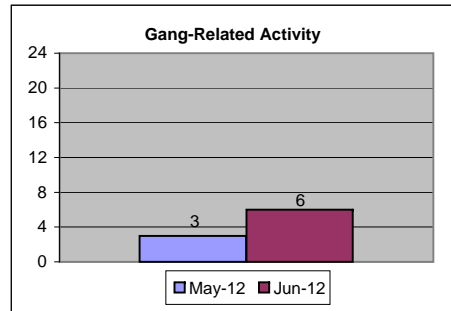
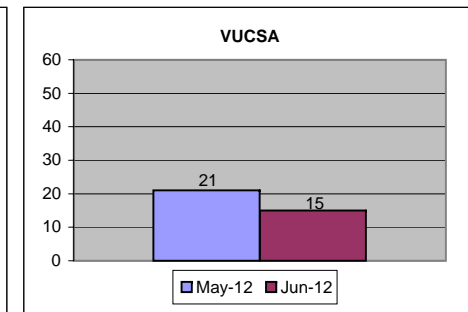
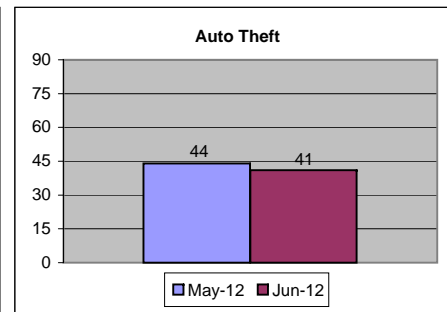
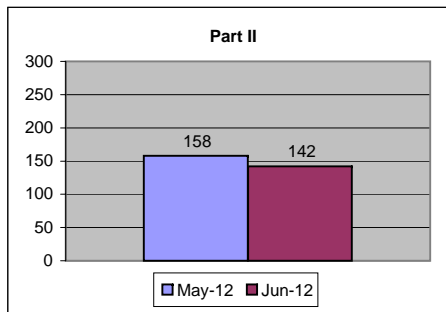
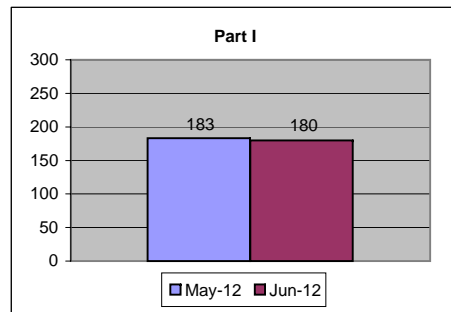
**King County Sheriff's Office
Selected Activity Counts for SeaTac
May 2012 vs. Jun 2012***



	Part I			Part II			Auto Theft			VUCSA			Gang-Related Activity		
	May-12	Jun-12	% Chg	May-12	Jun-12	% Chg	May-12	Jun-12	% Chg	May-12	Jun-12	% Chg	May-12	Jun-12	% Chg
SeaTac	183	180	-1.6%	158	142	-10.1%	44	41	-6.8%	21	15	-28.6%	3	6	100.0%

	Robbery			Comm. Burglary			Res. Burglary		
	May-12	Jun-12	% Chg	May-12	Jun-12	% Chg	May-12	Jun-12	% Chg
SeaTac	6	5	-16.7%	2	2	0.0%	44	22	-50.0%

*Numbers are estimates based on CAD data.



Current Trends or Series: