

---

# RECOLOGY RATE CHANGES AND RECYCLING OVERVIEW

HOTEL MOTEL COMMITTEE



# NATIONAL SWORD TIMELINE

2017 - Current

**2017**  
*July*

## **WTO Notice**

China announces restrictions on imports of 24 types of recyclables

Restrictions to be effective Jan 2018, but enforcement uncertain

Purpose: encourage domestic recycling and squeeze out small polluting mills

**2018**  
*Jan*

## **Key Recyclables Banned**

Complete ban on mixed paper and scrap plastics

**2018**  
*Mar*

## **New Contamination Limits**

0.5% contamination limit on other recyclables (3-5% previously OK)

Aggressive enforcement by Chinese customs officials (one banned item → entire shipment rejected)

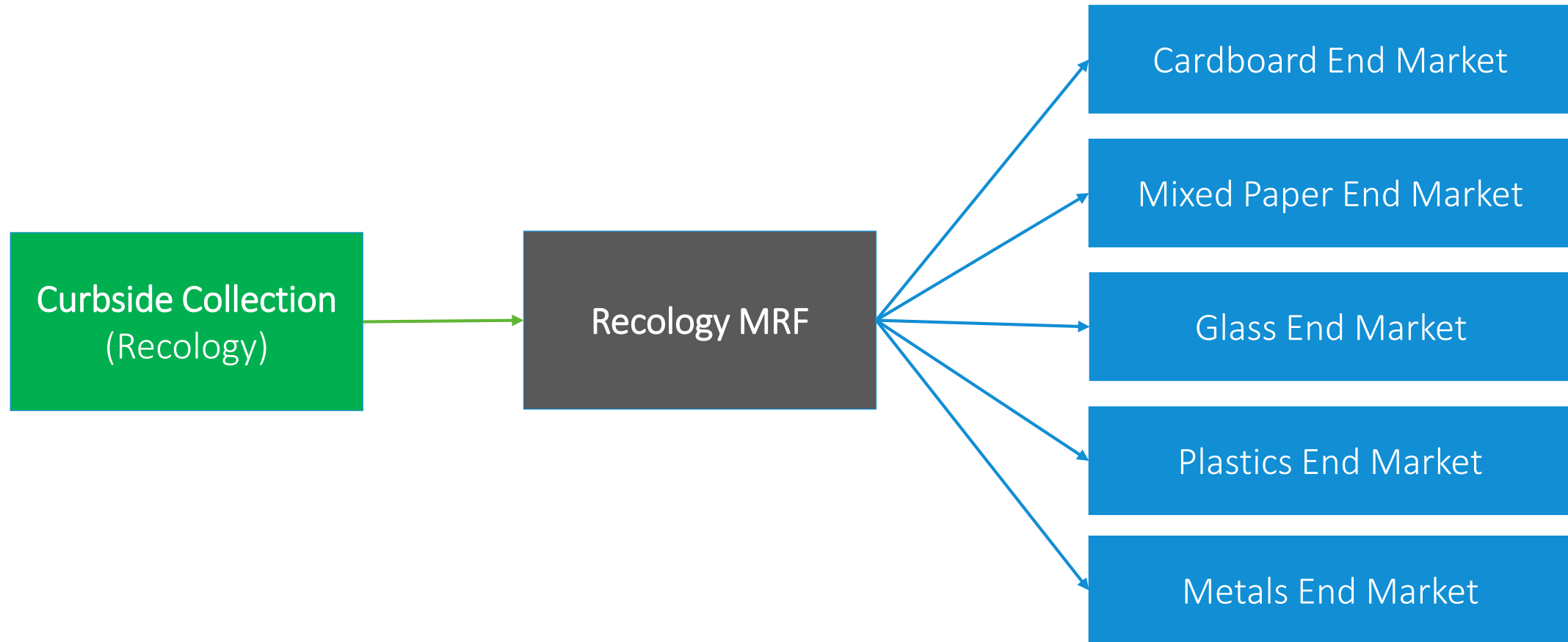
**2018**  
*May*

## **All Imports Halted**

Even allowed recyclables with <0.5% contamination turned away at ports

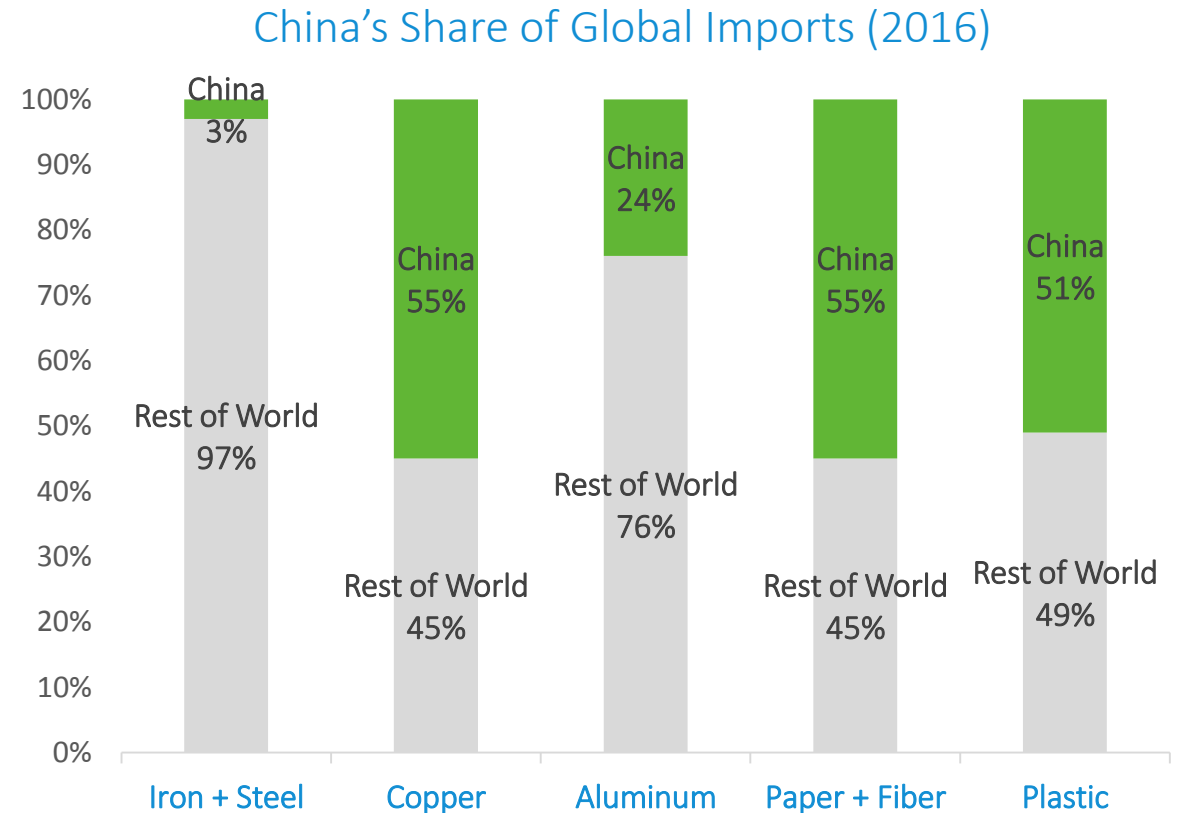
# SEATAC'S RECYCLING PROGRAM

---



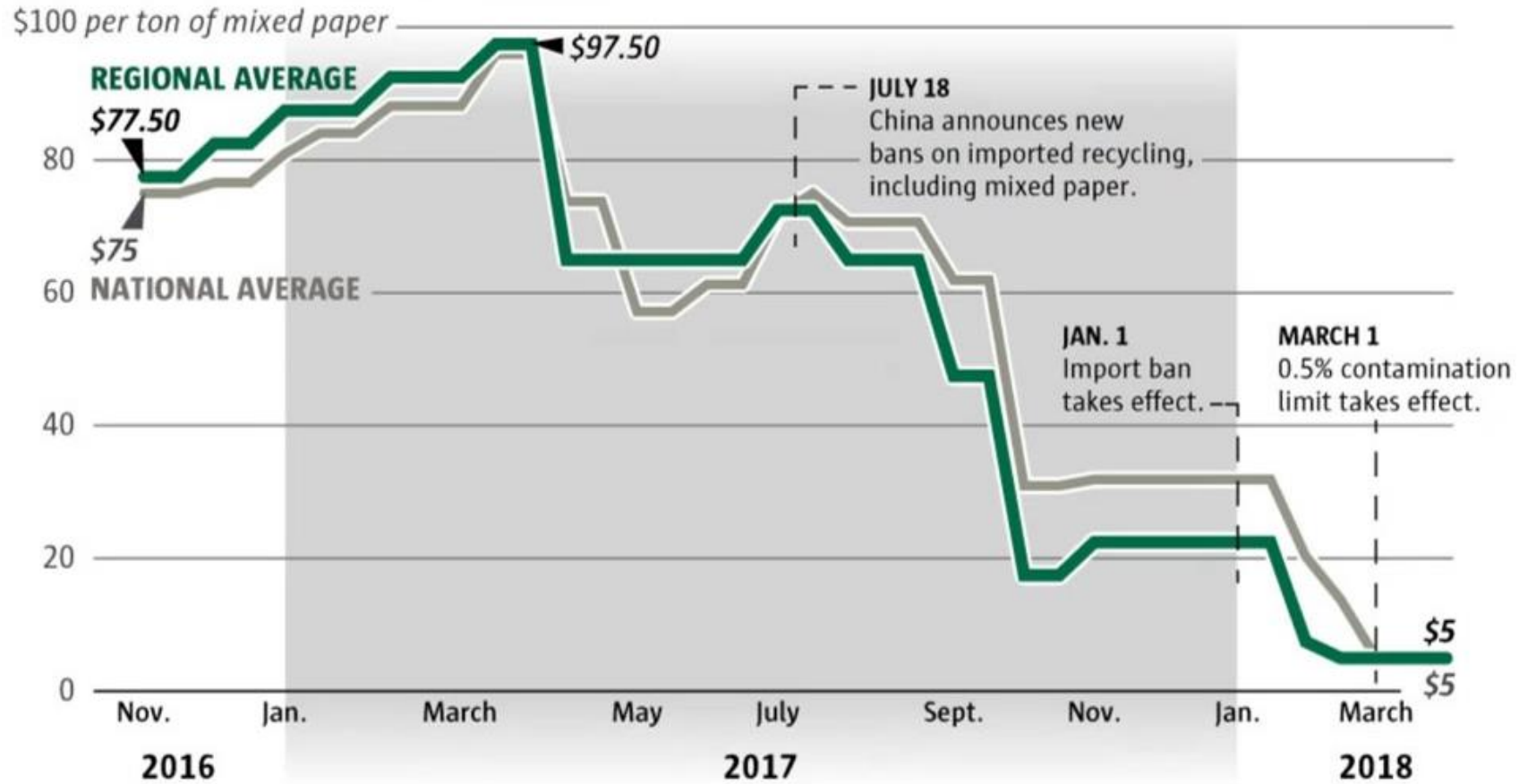
# ROLE OF COMMODITIES MARKETS

- Recycling requires an end market
- Buyers use commodities as raw materials to manufacture new products
- Revenue from commodities sales offsets costs of post-collection programs (sorting, baling, marketing, shipping)
- For over 30 years, commodities sales have subsidized collection rates
- China has been a linchpin of the system



Source: UN Comtrade

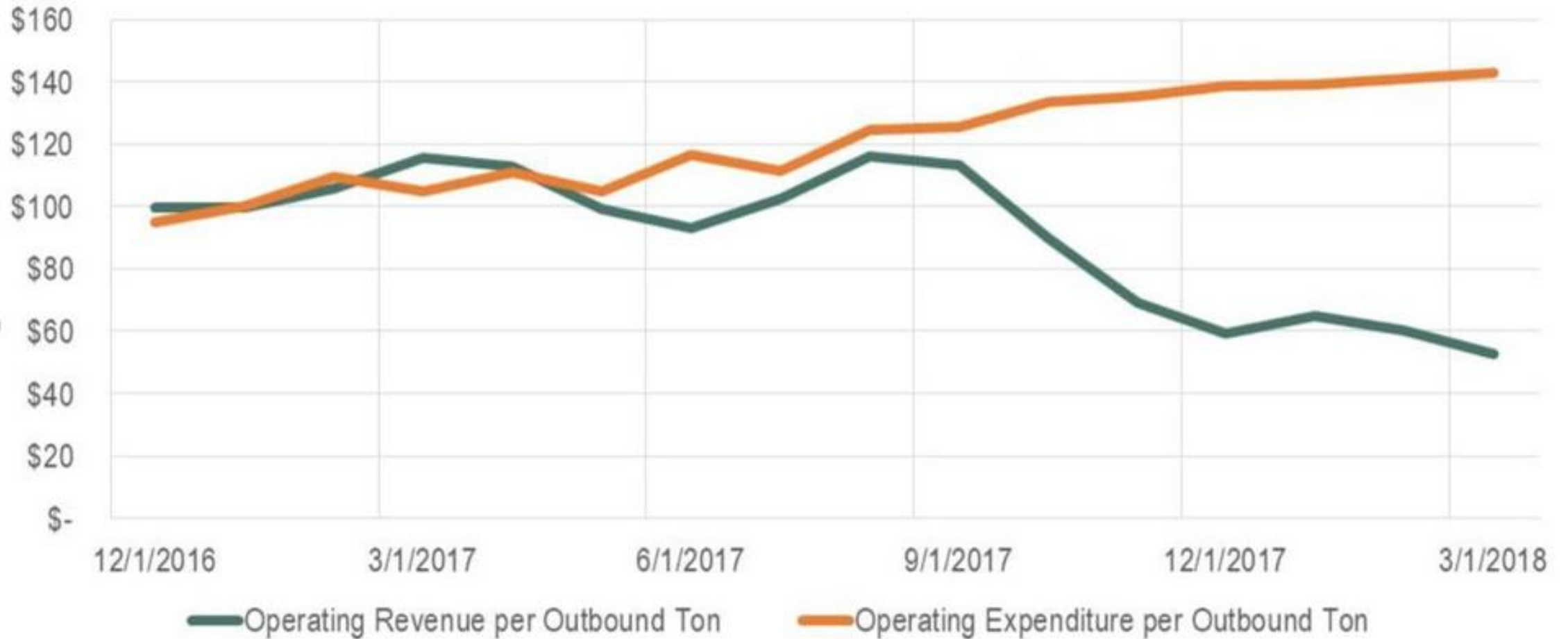
# CHINA SWORD



Source: RecyclingMarkets.net

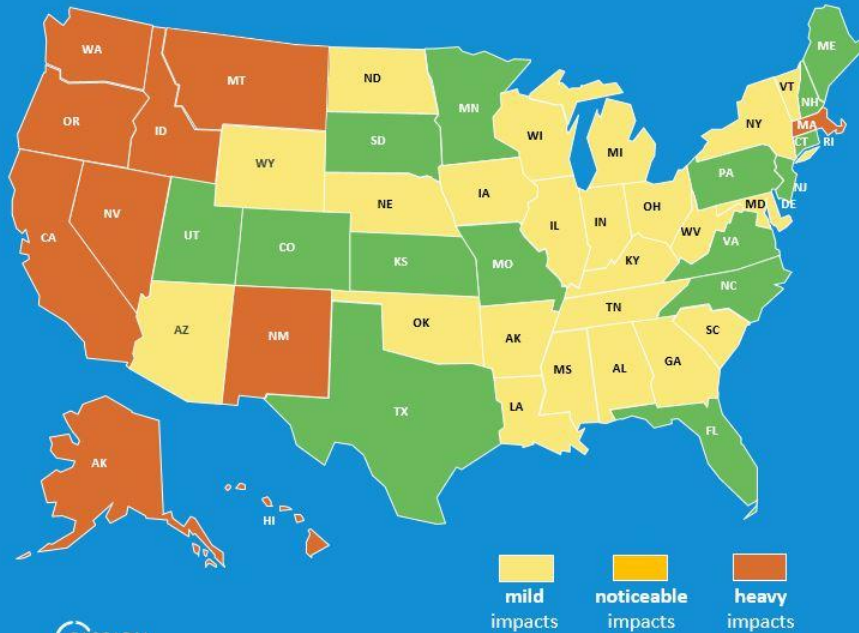
EMILY M. ENG / THE SEATTLE TIMES

# CHINA SWORD



# CHINA SWORD

## Relative Impact of Chinese Import Policies on U.S. States

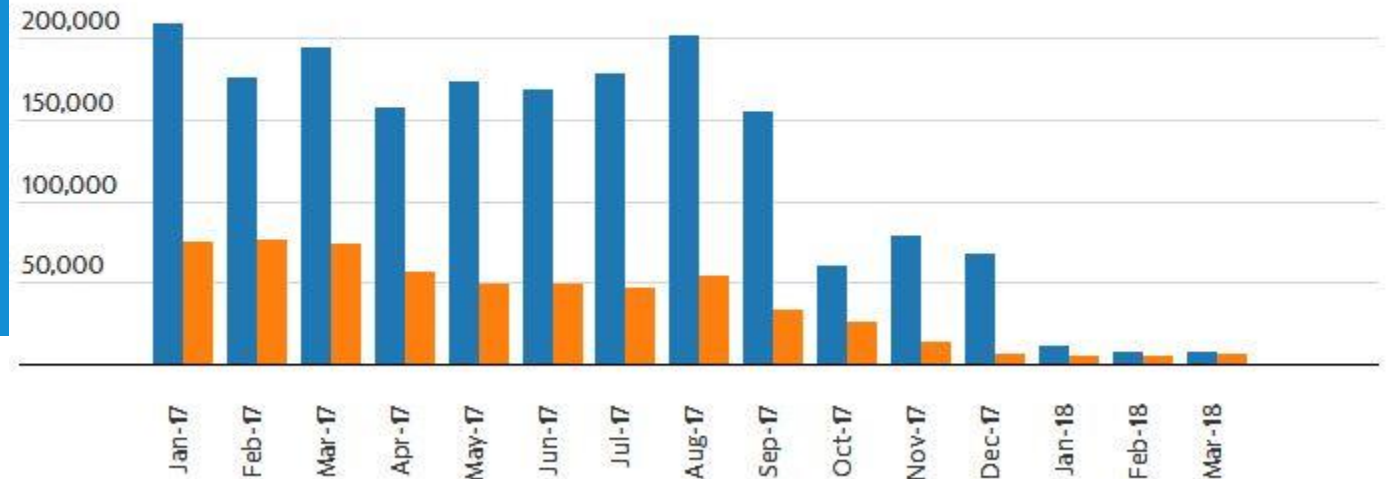


Source: Cole Rosengren, "What Chinese import policies mean for all 50 states," *Waste Dive* (Updated May 11, 2018)

## U.S. RECYCLED SCRAP EXPORTS TO CHINA

China's ban on post-consumer plastic and mixed paper, which took effect Jan. 1, has led to a dramatic drop in exports in metric tons.

■ Mixed paper ■ Scrap plastics




Source: U.S. Census Bureau, U.S. International Trade Commission courtesy of ISRI • [Get the data](#)



# RECOLOGY'S RESPONSE

---





# RATE CHANGES IN 2019

---

	2018	2019
King County Disposal Rate	\$148.05	\$154.90
CPI	2.275%	2.746%
Sustainability Adjustment		\$4.50 per cubic yard of garbage service for commercial customers \$1.35 per account for Single Family Residences

# RATE COMPARISON

---

Service (Compacted)	2018 Rate	2019 Rate	Service (Loose)	2018 Rate	2019 Rate
1 Cubic Yard Container	\$276.85	<b>\$344.79</b>	1 Cubic Yard Container	\$86.56	<b>\$109.06</b>
1.5 Cubic Yard Container	\$397.22	<b>\$498.63</b>	1.5 Cubic Yard Container	\$113.45	<b>\$146.74</b>
2 Cubic Yard Container	\$505.53	<b>\$640.08</b>	2 Cubic Yard Container	\$144.59	<b>\$188.78</b>
3 Cubic Yard Container	\$722.16	<b>\$922.99</b>	3 Cubic Yard Container	\$204.16	<b>\$270.11</b>
4 Cubic Yard Container	\$866.49	<b>\$1,131.61</b>	4 Cubic Yard Container	\$263.90	<b>\$351.59</b>
6 Cubic Yard Container	\$1,227.45	<b>\$1,623.15</b>	6 Cubic Yard Container	\$371.53	<b>\$502.40</b>

# COMMUNICATION

**Recycle** EMPTY, CLEAN AND DRY RECYCLABLES ONLY

**Paper & Cardboard**

**Plastic Containers**

**Glass Bottles & Jars**

**Metal** (Steel & Tin)

**No Food, Liquid, Styrofoam or Plastic Bags**

[recology.com/wastc](http://recology.com/wastc)

**Food & Yard Waste**

**Food Scraps**

**Food-Solled Paper**

**Approved Compostable Containers**

**Yard Debris**

**No Plastic, Glass or Metal**

[recology.com/wastc](http://recology.com/wastc)

**Special Disposal Required**

**These Items Are Not Accepted in Any Container**

- NO TVs, monitors, computers
- NO Fluorescent tubes or bulbs
- NO Cell phones

Learn more: [206.477.4466](http://206.477.4466) | [TakeItBackNetwork.org](http://TakeItBackNetwork.org)

**Hazardous Material**

**These Items Are Not Accepted in Any Container**

Learn more: [206.263.8899](http://206.263.8899) | [HazWasteHelp.org](http://HazWasteHelp.org)



2019 Service Guide

REDUCE, REUSE AND...  
**RECYCLE RIGHT**

EMPTY CLEAN DRY

**DO YOU KNOW HOW TO PROPERLY PREPARE YOUR RECYCLABLES?**

Call our Waste Zero Team to request free:

- On-site waste audits and technical assistance
- Recycling training for your business
- Posters, container labels, and educational resources in multiple languages

**Bulky Item Recycling:**  
The property manager on record may contact Customer Service to arrange collection of furniture, bulky items and demolition debris. Call [206.767.1166](http://206.767.1166) to learn more or schedule a pick-up.

**TO REDUCE CONTAMINATION FOUND IN RECYCLING CONTAINERS, ENHANCED EDUCATION AND OUTREACH EFFORTS WILL BEGIN IN 2019.**

Questions about what this means for you?  
[Visit recology.com/wastc](http://Visit recology.com/wastc)

## Commercial Services and Rates

Effective January 1, 2019

**Cart Service**

**Weekly Non-Compacted Waste**

Container Size	Monthly Rate Per Cart**
20-gallon Cart	\$ 12.01
30-gallon Cart	\$ 17.00
40-gallon Cart	\$ 26.30
60-gallon Cart	\$ 36.04

**Miscellaneous Services**

Service	Per Occurrence
Same Garbage (20-gallon)	\$ 5.00
Return Trip	\$ 4.92
Overweight/Oversize Container	\$ 2.40
Retrieval of Containers	\$ 11.34
Cart Cleaning (per cart)	\$ 11.34

**Weekly Recycling Collection**  
Recycling is included with your garbage service at no additional cost.

\*In order to fund the increased costs of operations due to the China ban, a temporary surcharge of a maximum of \$4.50 per yard of garbage will be added to Commercial Customer Invoices.

**Container Use Fee**

Service	Per Occurrence
Containers used in excess of 10% or more by visual volume of incorrectly placed or prepared material in the Recyclable or Compostable container. If material is contaminated, a contamination fee of \$10.00 per yard for each occurrence of contaminated material may be charged.	

**Weekly Food & Yard Waste Collection**

Container Size	Monthly Rate Per Cart
60-gallon cart	\$ 19.51

**Container Service**

**Non-Compacted Waste**

Container Size (Dimensions)	Monthly Rate One Pick-Up Per Month*
1 Cubic Yard (approx. 117)	\$ 108.04
1.5 Cubic Yard (approx. 175)	\$ 164.76
2 Cubic Yard (approx. 233)	\$ 198.76
3 Cubic Yard (approx. 300)	\$ 270.11
4 Cubic Yard (approx. 367)	\$ 251.27
4 Cubic Yard (approx. 367)	\$ 302.60
8 Cubic Yard (approx. 734)	\$ 458.81

**Compacted Waste**

Container Size	Monthly Rate One Pick-Up Per Month*
1 Cubic Yard	\$ 366.79
1.5 Cubic Yard	\$ 478.43
2 Cubic Yard	\$ 645.08
3 Cubic Yard	\$ 922.79
4 Cubic Yard	\$ 1,074.41
4 Cubic Yard	\$ 1,423.15

**Miscellaneous Fees**

Service	Per Occurrence
Return Trip	\$ 11.34
Container Rollback (per 100)	\$ 2.40
Unloading Unit	\$ 1.72
Opening Gates	\$ 1.72

\*All containers must be vertical unless otherwise noted. Flow control on the vehicle.

**Roll-Off Container Service**

Container Size (Dimensions)	Per Month/Container**	Daily Container Rent
10 Cubic Yard (10x20x4)	\$ 108.44	\$ 5.67
20 Cubic Yard (20x40x4)	\$ 108.44	\$ 5.67
25 Cubic Yard (20x40x6)	\$ 108.44	\$ 5.67
30 Cubic Yard (20x40x8)	\$ 108.44	\$ 5.67
40 Cubic Yard (20x60x8)	\$ 108.44	\$ 5.67


Container Size (Dimensions)	Per Month/Container**
10 Cubic Yard	\$ 105.56
15 Cubic Yard	\$ 105.56
20 Cubic Yard	\$ 105.56
25 Cubic Yard	\$ 105.56
30 Cubic Yard	\$ 105.56
40 Cubic Yard	\$ 105.56

\*\* Also a \$100.00 fee will be charged in addition to the rate.

**Questions?**

Customer Service [206.767.1166](http://206.767.1166)  
 Site Visits & Technical Support  
[educationoutreach@recology.com](mailto:educationoutreach@recology.com)  
 Website [recology.com/wastc](http://recology.com/wastc)  
 Email [wastc@recology.com](mailto:wastc@recology.com)

# CONTAMINATION



Logo: ∞

Name **Required Field\***  
Joe abc

Date  
07/05/2018

Job Description  
Paint abc

Client Name  
John Adams abc

GPS Location

Next

## Contamination Fee

Contaminated material means having 10% or more by visual volume of incorrectly placed or prepared materials in the Recyclables or Compostables container. If material is contaminated, a contamination fee of \$10.00 per yard<sup>3</sup> for each occurrence of contaminated material may be charged.



## Site Inspection

Recology Inc.  
117 South Main St  
Seattle, WA, 98119

No.  
00002

018

Photo 7



Photo 7 Caption  
Photo 8

Food waste and medical gloves

Photo 8 Caption  
Photo 9





# CONTAMINATION EXAMPLES

---



# HOW TO SET UP A SUCCESSFUL COLLECTION SYSTEM





# STAFF TRAININGS



Look to the Beyond Waste Bulletin for tips on how to use resources wisely, generate waste only as necessary and learn how to make simple changes that benefit our communities and the environment.

## Beyond Waste Bulletin



### Sustainable Events Calendar

#### Bothell

[Farmer's Market](#)

Thursdays through September  
12pm - 6pm  
23718 Bothell Everett Hwy

#### Burien

[Arts-n-Glow Lantern Festival](#)

September 8  
5pm - 10pm  
Dottle Harper Park

#### Carnation

[Farmer's Market](#)

Tuesdays through October  
3pm - 7pm  
Stossel Ave NE & W Bird St

#### Des Moines

[Farmer's Market](#)

Saturdays through September  
10am - 2pm  
City of Des Moines Marina

#### Issaquah

[Downtown Issaquah Wine & Art Walk](#)

September 8

### Green your Back to School Routine!

Sending the kiddos back to school means checking off that long shopping list of necessities. From pens to notebooks, glue sticks and highlighters, it's sometimes hard to know which options is the most sustainable. Luckily we've got some tips to help you waste less this school year!

#### Check Existing Inventory

Before heading to the store, check to see what you already have at home. You probably have some stray pencils, paper, pens, and scissors, around the house. Keep back to school shopping fun by decorating the pens and pencils with stickers, markers and whatever else you've got on hand!

#### Buy Second Hand

Shopping at a second-hand store or even at garage sales can be a great way to find stylish items at great prices.

#### Buy Recycled

Choosing notebooks that use recycled paper instead of virgin paper is a great place to start. Don't miss the opportunity to show the classmates that every purchasing decision can be a vote for sustainable practices.



QUESTIONS?