


## POPULATION

Total SeaTac residents


**29,130** 2018

**25,496** 2000

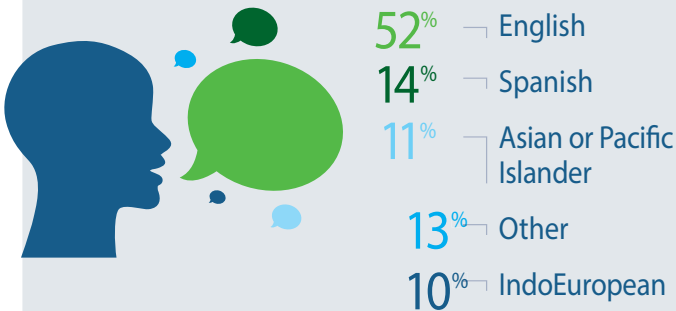


## ECONOMY

**51%** Increase in annual sales tax revenue since 2012

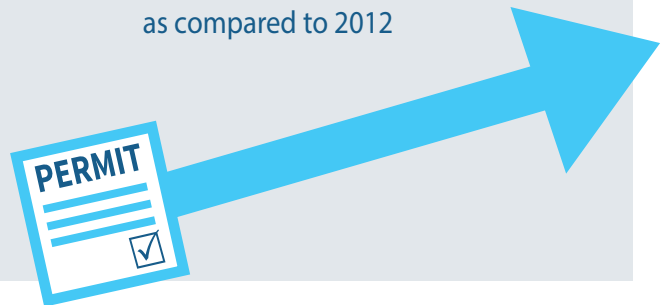


## LANGUAGES SPOKEN

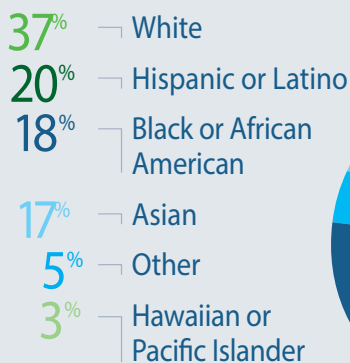


## PERMITS

**35%** Increase in annual development permit applications - the last 12 mo as compared to 2012



## ETHNICITY



## HELPING HANDS

The city's investment in 36 community programs in 2018

