

Fire Data Presentation

Fourth Quarter/Annual Review
2016

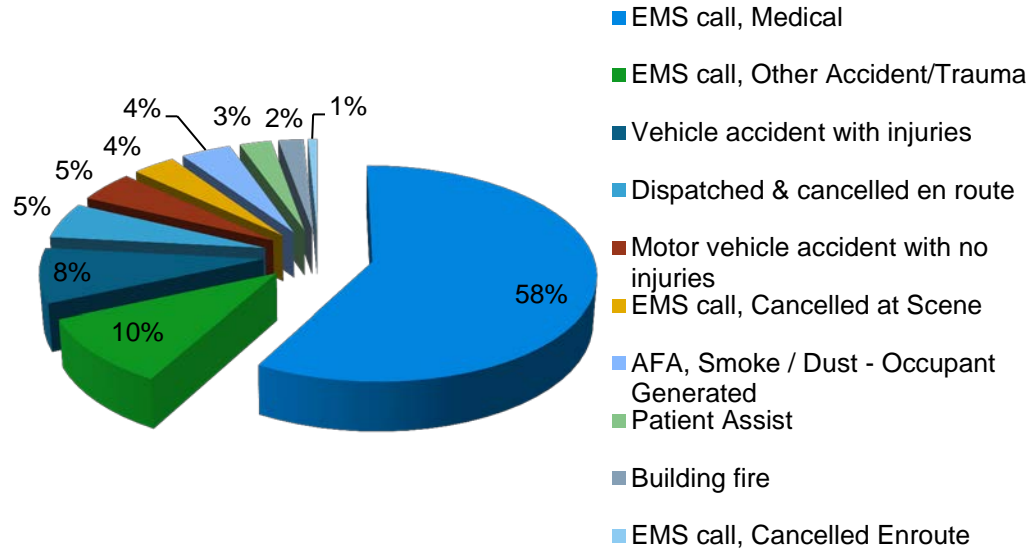


Top 10 Call Type in SeaTac

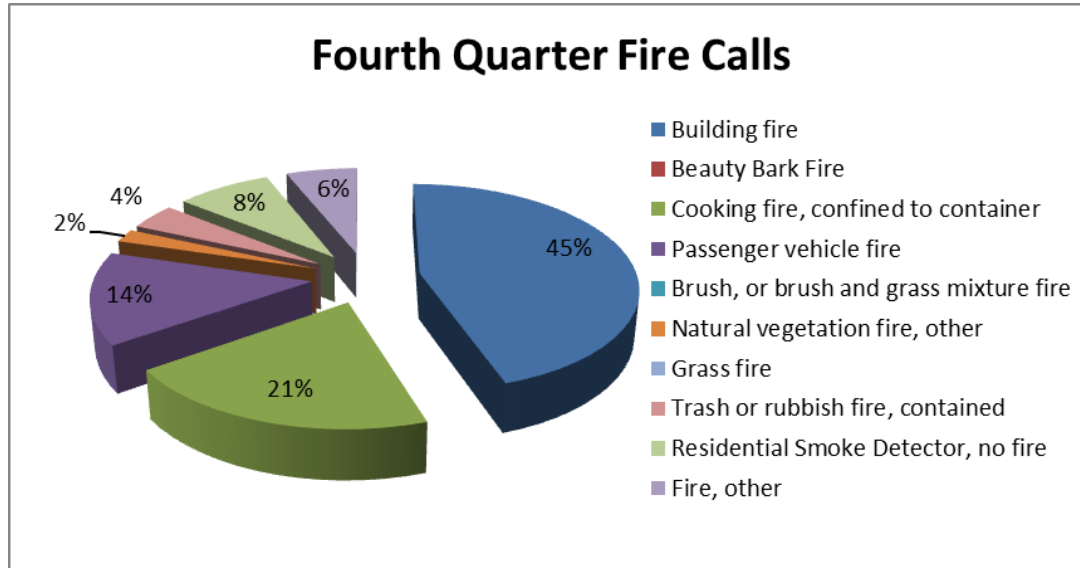
	2016				2015 Total *	2016 Total *
	First Quarter	Second Quarter	Third Quarter	Fourth Quarter		
EMS call, Medical	666	611	581	618	2367	2476
EMS call, Other Accident/Trauma	94	119	121	110	360	444
Vehicle accident with injuries	75	90	104	88	291	357
Dispatched & cancelled en route	56	65	74	58	240	253
Motor vehicle accident with no injuries	33	28	19	50	155	130
EMS call, Cancelled at Scene	26	33	36	38	150	133
AFA, Smoke / Dust - Occupant Generated	23	20	24	44	119	111
Patient Assist	11	17	22	28	96	78
Building fire	34	15	36	22	94	107
EMS call, Cancelled Enroute	3	12	4	8	29	27
Grand Total *	1282	1289	1344	1340	5059	5255
*Totals include ALL incident types						

Top 10 Call Type in SeaTac

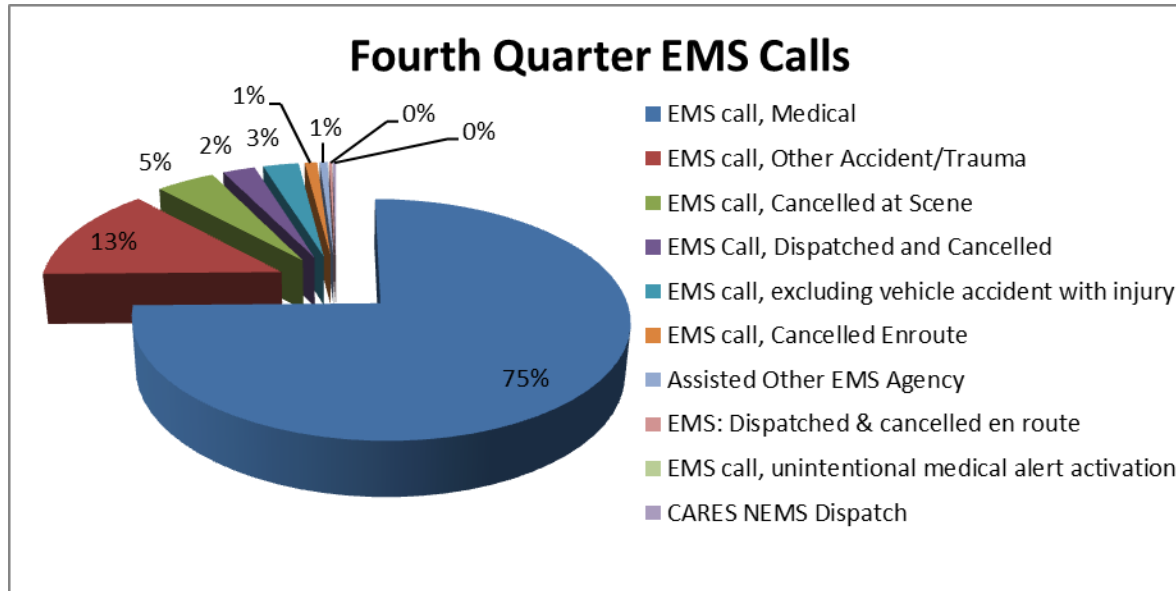
2016 Fourth Quarter Top 10



Top 10 Call Type in SeaTac

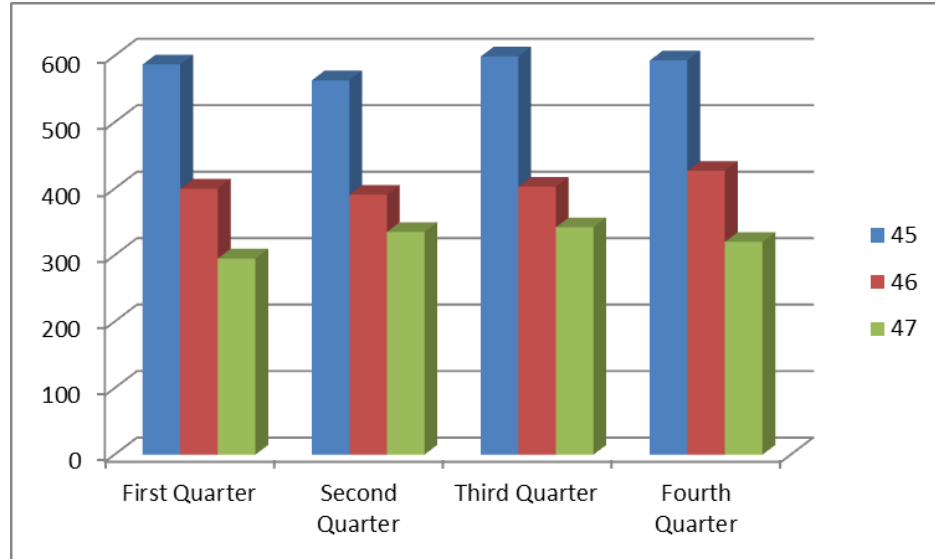


Top 10 Call Type in SeaTac



Response by Station

	45	46	47	Grand Total
2015	2270	1591	1198	5059
2016	2342	1621	1292	5255
First Quarter	587	400	295	1282
1 - January	190	145	93	428
2 - February	193	135	93	421
3 - March	204	120	109	433
Second Quarter	563	391	335	1289
4 - April	183	130	115	428
5 - May	211	135	114	460
6 - June	169	126	106	401
Third Quarter	599	403	342	1344
7 - July	182	139	117	438
8 - August	219	142	124	485
9 - September	198	122	101	421
Fourth Quarter	593	427	320	1340
10 - October	205	152	109	466
11 - November	179	135	107	421
12 - December	209	140	104	453



CARES Response

Stations	45	46	47	Grand Total
2015 Total	149	90	22	261
2016 Total	181	101	24	306
First Quarter	39	26	1	66
January	9	8		17
February	16	6		22
March	14	12	1	27
Second Quarter	45	18	7	70
April	9	8	3	20
May	21	7	2	30
June	15	3	2	20
Third Quarter	54	23	5	82
July	24	4	2	30
August	16	12	1	29
September	14	7	2	23
Fourth Quarter	43	34	11	88
October	11	11	1	23
November	14	14	5	33
December	18	9	5	32

Fire Prevention

	First Quarter	Second Quarter	Third Quarter	Fourth Quarter	2015 Total	2016 Total
Inspections						
<i>Permit Inspections</i>	91	90	78	143	468	402
<i>New Construction</i>	53	50	77	104	141	284
<i>Business License</i>	31	19	6	7	146	63
<i>Plan Reviews</i>	116	212	166	131	502	625
Code Enforcement						
<i>Cases</i>	28	22	26	41	109	117
<i>Violations</i>	110	59	60	83	300	312
<i>Corrected</i>	38	30	24	44	243	136
Fire Investigations						
<i>Intentional</i>	3	1	4	2	6	10
<i>Accidental</i>	4	3	3	4	9	14
<i>Undetermined</i>	0	6	1	0	5	7
<i>Total Investigated</i>	7	10	8	6	20	31
<i>Hours Spent</i>	134	21.5	36.5	31.5	178.5	223.5

Retro Fire Alarm Program

21 Properties and 42 buildings identified as needing to have a manual fire alarm installed retroactively.

6 Properties and 15 buildings have completed and passed installation

10 Properties and 21 buildings have permits issued but installation is not completed

5 Properties and 6 buildings have not done anything

Noteworthy Events

Santa made his visit to Neely-O'Brien Elementary in the 25 degree cold with Mike Richardson, Rory Anderson, and Meade Scarduzio. Next, they traveled to the SeaTac YMCA with Chuck Walle, Christian Clausnitzer, Shawn Dailey, John Wilkins, Shane Skladany , Earl Bush, and BC Dodge. This one was indoors with a nice fireplace.

Fred Hause played Santa at both events and the Fire Explorers were the elves. We ended up seeing over 100 kids.



Information

New Name, Same High Level of Service

Beginning January 1, 2017, the Kent Regional Fire Authority officially became the *Puget Sound Regional Fire Authority*.

As we continue to grow, our name needs to reflect the fact that we now cover not only Kent, but the cities of Covington and SeaTac, as well as King County Fire District 37. In total, the new Puget Sound RFA covers 60 square miles, with 11 fire stations, and over 220 firefighters.

What changes can people expect? First, the public will see a new uniform shoulder patch and badge with *Puget Sound Fire* on it. Fire stations and apparatus will eventually reflect the name change as well. The organization is working hard to make an orderly changeover, which will also include the website, email, and other social media.

What will not change? The high level of service our residents and businesses expect and are accustomed to by their firefighters. Dispatching, responses, and training are not affected by the name change.



The Puget Sound RFA name was chosen to reflect who we serve, not just today, but in the future as we continue to grow. That growth is to everyone's benefit through economies of scale. This is the advantage that larger organizations have over smaller ones due to superior purchasing power. Purchasing in larger quantities allows savings per unit, and those cost savings can be passed on to the public.

Questions?

