

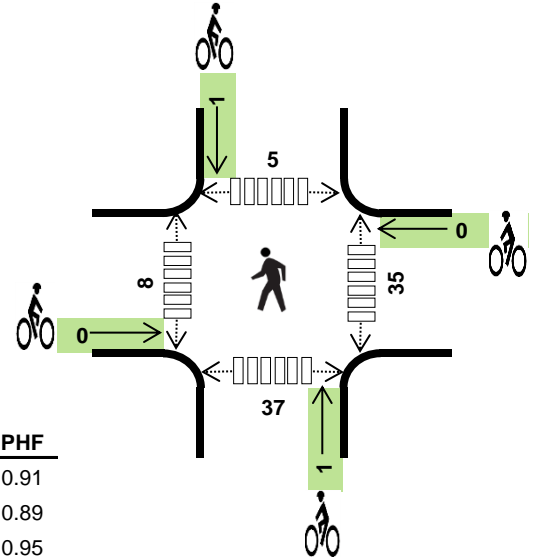
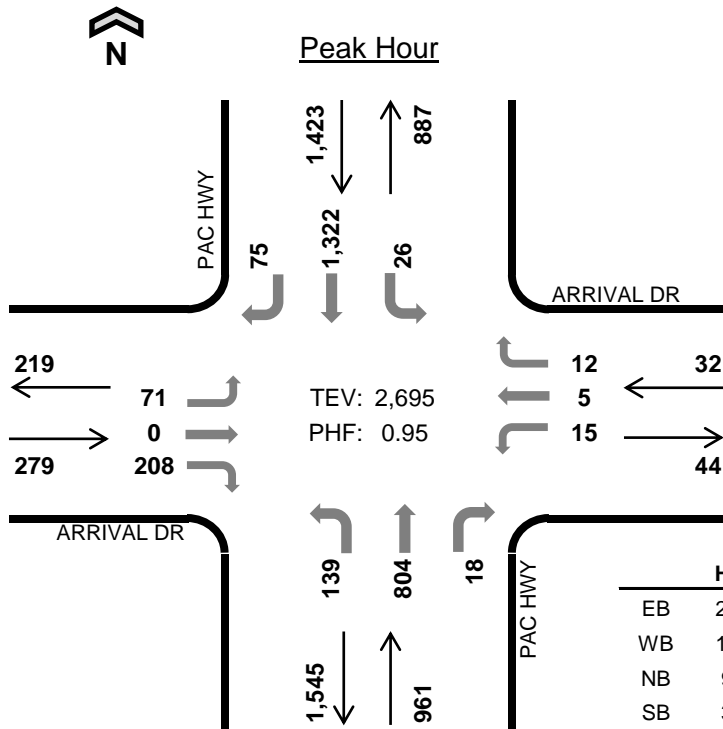
PAC HWY ARRIVAL DR



Date: Wed, May 21, 2014

Count Period: 4:00 PM to 6:00 PM

Peak Hour: 4:15 PM to 5:15 PM



	HV %:	PHF
EB	27.6%	0.91
WB	12.5%	0.89
NB	9.5%	0.95
SB	3.8%	0.95
TOTAL	8.4%	0.95

Two-Hour Count Summaries

Interval Start	ARRIVAL DR Eastbound			ARRIVAL DR Westbound			PAC HWY Northbound			PAC HWY Southbound			15-min Total	Rolling One Hour
	LT	TH	RT	LT	TH	RT	LT	TH	RT	LT	TH	RT		
4:00 PM	23	4	55	3	2	1	27	165	4	2	293	17	596	
4:15 PM	13	0	60	2	3	3	42	205	7	8	349	16	708	
4:30 PM	14	0	46	5	0	4	38	195	4	6	305	24	641	
4:45 PM	23	0	46	5	1	1	31	192	0	6	341	15	661	2,606
5:00 PM	21	0	56	3	1	4	28	212	7	6	327	20	685	2,695
5:15 PM	16	1	57	2	0	3	47	201	1	8	306	22	664	2,651
5:30 PM	15	3	53	3	2	6	33	199	4	12	329	20	679	2,689
5:45 PM	12	0	41	0	1	4	39	179	4	6	259	15	560	2,588
Count Total	137	8	414	23	10	26	285	1,548	31	54	2,509	149	5,194	
Peak Hr	71	0	208	15	5	12	139	804	18	26	1,322	75	2,695	

Note: Two-hour count summary volumes include heavy vehicles but exclude bicycles in overall count.

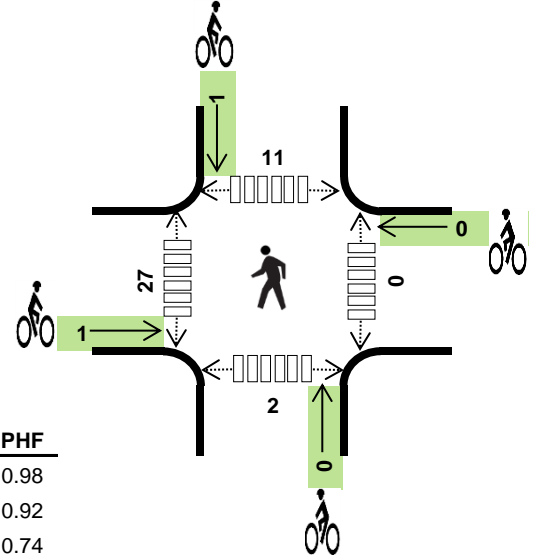
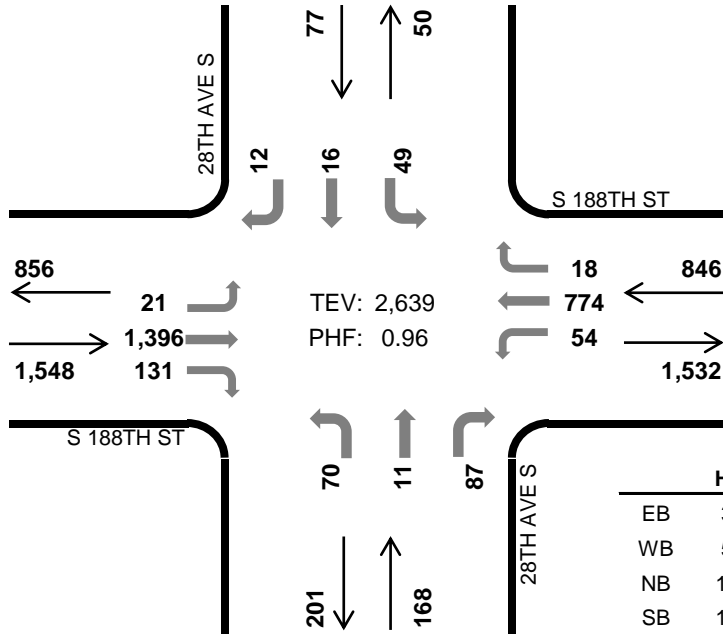
Interval Start	Heavy Vehicle Totals					Bicycles					Pedestrians (Crossing Leg)				
	EB	WB	NB	SB	Total	EB	WB	NB	SB	Total	East	West	North	South	Total
4:00 PM	27	0	20	11	58	0	0	0	0	0	13	0	0	15	28
4:15 PM	16	1	28	18	63	0	0	1	0	1	11	3	0	9	23
4:30 PM	21	0	19	11	51	0	0	0	0	0	6	1	3	14	24
4:45 PM	19	1	23	17	60	0	0	0	0	0	5	3	1	2	11
5:00 PM	21	2	21	8	52	0	0	0	1	1	13	1	1	12	27
5:15 PM	16	0	17	11	44	0	0	1	0	1	13	0	1	8	22
5:30 PM	23	2	22	10	57	0	0	0	0	0	15	1	0	4	20
5:45 PM	18	0	21	7	46	0	0	0	0	0	14	0	3	12	29
Count Total	161	6	171	93	431	0	0	2	1	3	90	9	9	76	184
Peak Hr	77	4	91	54	226	0	0	1	1	2	35	8	5	37	85

28TH AVE S S 188TH ST



Peak Hour

Date: Wed, May 21, 2014
 Count Period: 4:00 PM to 6:00 PM
 Peak Hour: 4:30 PM to 5:30 PM



	HV %:	PHF
EB	3.2%	0.98
WB	5.3%	0.92
NB	16.7%	0.74
SB	18.2%	0.84
TOTAL	5.2%	0.96

Two-Hour Count Summaries

Interval Start	S 188TH ST Eastbound			S 188TH ST Westbound			28TH AVE S Northbound			28TH AVE S Southbound			15-min Total	Rolling One Hour
	LT	TH	RT	LT	TH	RT	LT	TH	RT	LT	TH	RT		
4:00 PM	2	350	28	5	181	10	11	5	23	9	2	4	630	
4:15 PM	5	296	38	16	195	4	15	5	22	15	7	2	620	
4:30 PM	7	351	37	16	181	3	28	5	24	11	4	4	671	
4:45 PM	5	346	36	12	211	6	18	2	28	15	5	3	687	2,608
5:00 PM	3	366	26	12	181	3	12	3	15	12	4	4	641	2,619
5:15 PM	6	333	32	14	201	6	12	1	20	11	3	1	640	2,639
5:30 PM	3	271	21	9	210	5	17	1	14	11	7	3	572	2,540
5:45 PM	1	224	24	12	176	7	6	1	12	9	1	2	475	2,328
Count Total	32	2,537	242	96	1,536	44	119	23	158	93	33	23	4,936	
Peak Hr	21	1,396	131	54	774	18	70	11	87	49	16	12	2,639	

Note: Two-hour count summary volumes include heavy vehicles but exclude bicycles in overall count.

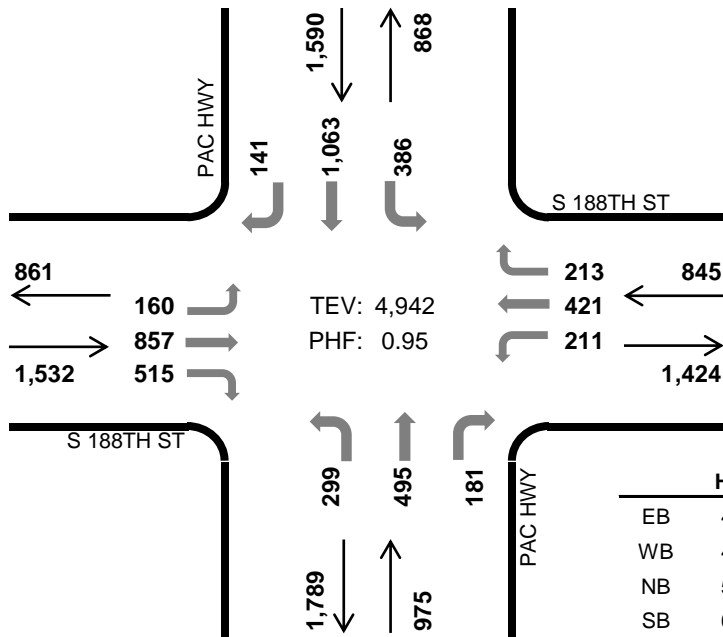
Interval Start	Heavy Vehicle Totals					Bicycles					Pedestrians (Crossing Leg)				
	EB	WB	NB	SB	Total	EB	WB	NB	SB	Total	East	West	North	South	Total
4:00 PM	17	16	8	2	43	0	0	0	0	0	0	8	2	0	10
4:15 PM	13	17	10	4	44	0	0	0	0	0	0	5	1	0	6
4:30 PM	12	13	8	5	38	0	0	0	0	0	0	8	2	0	10
4:45 PM	14	14	12	3	43	0	0	0	0	0	0	5	3	0	8
5:00 PM	11	7	3	4	25	1	0	0	1	2	0	10	4	2	16
5:15 PM	13	11	5	2	31	0	0	0	0	0	0	4	2	0	6
5:30 PM	9	8	4	4	25	0	1	0	0	1	0	4	1	1	6
5:45 PM	11	8	5	0	24	0	0	0	0	0	0	1	1	0	2
Count Total	100	94	55	24	273	1	1	0	1	3	0	45	16	3	64
Peak Hr	50	45	28	14	137	1	0	0	1	2	0	27	11	2	40

PAC HWY S 188TH ST



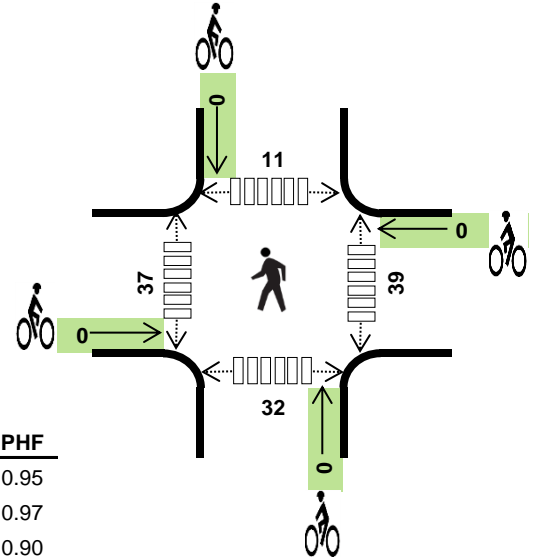
Peak Hour

Date: Wed, May 21, 2014
 Count Period: 4:00 PM to 6:00 PM
 Peak Hour: 4:15 PM to 5:15 PM



TEV: 4,942
 PHF: 0.95

	HV %:	PHF
EB	4.4%	0.95
WB	4.4%	0.97
NB	5.3%	0.90
SB	6.4%	0.96
TOTAL	5.2%	0.95



Two-Hour Count Summaries

Interval Start	S 188TH ST			S 188TH ST			PAC HWY			PAC HWY			15-min Total	Rolling One Hour
	Eastbound			Westbound			Northbound			Southbound				
	LT	TH	RT	LT	TH	RT	LT	TH	RT	LT	TH	RT		
4:00 PM	49	201	121	60	98	48	58	104	44	80	215	33	1,111	
4:15 PM	48	181	106	48	95	60	58	122	37	107	261	45	1,168	
4:30 PM	39	222	131	61	102	55	99	124	46	84	260	28	1,251	
4:45 PM	26	239	139	51	115	49	90	138	43	93	274	42	1,299	4,829
5:00 PM	47	215	139	51	109	49	52	111	55	102	268	26	1,224	4,942
5:15 PM	34	205	127	43	113	67	53	107	42	94	244	39	1,168	4,942
5:30 PM	41	164	98	57	122	61	77	117	37	90	228	33	1,125	4,816
5:45 PM	40	130	91	58	101	47	70	116	39	74	221	15	1,002	4,519
Count Total	324	1,557	952	429	855	436	557	939	343	724	1,971	261	9,348	
Peak Hr	160	857	515	211	421	213	299	495	181	386	1,063	141	4,942	

Note: Two-hour count summary volumes include heavy vehicles but exclude bicycles in overall count.

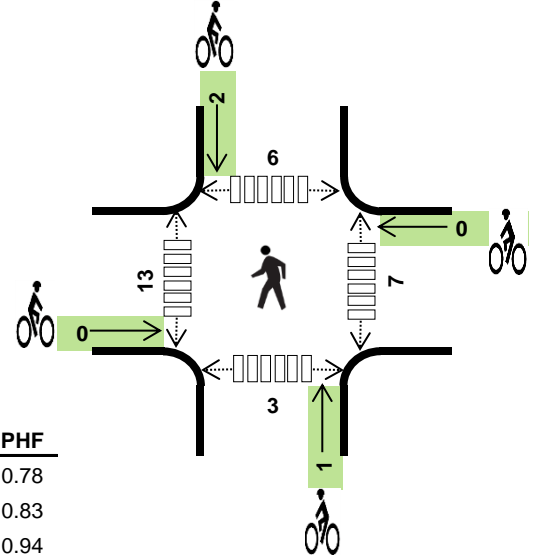
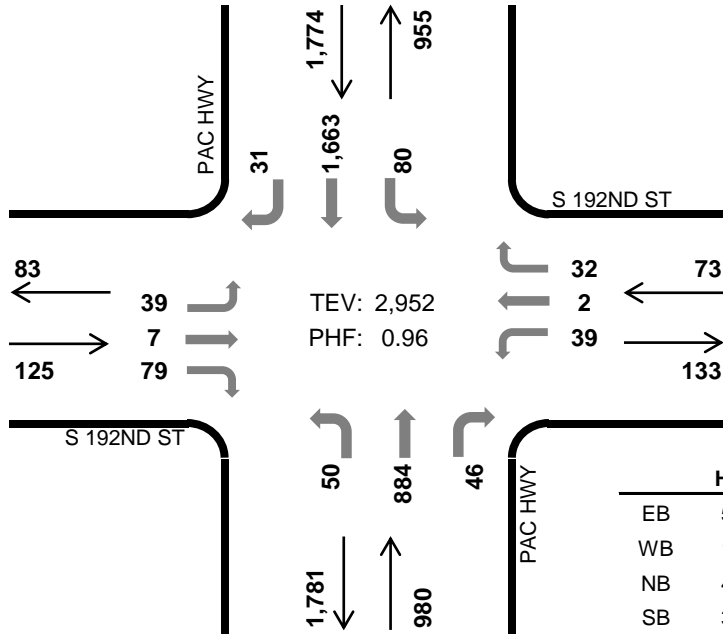
Interval Start	Heavy Vehicle Totals					Bicycles					Pedestrians (Crossing Leg)				
	EB	WB	NB	SB	Total	EB	WB	NB	SB	Total	East	West	North	South	Total
4:00 PM	21	10	16	18	65	0	0	0	1	1	0	11	0	11	22
4:15 PM	18	10	16	29	73	0	0	0	0	0	15	14	3	11	43
4:30 PM	16	8	12	26	62	0	0	0	0	0	7	6	0	11	24
4:45 PM	16	12	17	25	70	0	0	0	0	0	7	11	0	5	23
5:00 PM	18	7	7	21	53	0	0	0	0	0	10	6	8	5	29
5:15 PM	16	10	7	22	55	0	0	0	0	0	6	10	4	5	25
5:30 PM	17	9	14	15	55	0	0	0	0	0	11	12	7	13	43
5:45 PM	15	10	10	19	54	0	0	1	0	1	14	9	9	10	42
Count Total	137	76	99	175	487	0	0	1	1	2	70	79	31	71	251
Peak Hr	68	37	52	101	258	0	0	0	0	0	39	37	11	32	119

PAC HWY S 192ND ST



Peak Hour

Date: Wed, May 21, 2014
 Count Period: 4:00 PM to 6:00 PM
 Peak Hour: 4:15 PM to 5:15 PM



	HV %:	PHF
EB	5.6%	0.78
WB	1.4%	0.83
NB	4.7%	0.94
SB	3.2%	0.97
TOTAL	3.8%	0.96

Two-Hour Count Summaries

Interval Start	S 192ND ST Eastbound			S 192ND ST Westbound			PAC HWY Northbound			PAC HWY Southbound			15-min Total	Rolling One Hour
	LT	TH	RT	LT	TH	RT	LT	TH	RT	LT	TH	RT		
4:00 PM	7	1	10	4	1	7	15	198	9	21	364	4	641	
4:15 PM	5	1	11	8	1	8	12	214	11	23	406	8	708	
4:30 PM	16	1	23	7	0	10	12	224	10	13	408	6	730	
4:45 PM	9	2	23	5	1	11	13	237	10	21	423	11	766	2,845
5:00 PM	9	3	22	19	0	3	13	209	15	23	426	6	748	2,952
5:15 PM	3	2	20	10	3	10	14	206	15	19	387	9	698	2,942
5:30 PM	9	4	15	9	1	9	16	227	14	19	403	3	729	2,941
5:45 PM	6	1	10	10	2	14	9	189	5	25	355	13	639	2,814
Count Total	64	15	134	72	9	72	104	1,704	89	164	3,172	60	5,659	
Peak Hr	39	7	79	39	2	32	50	884	46	80	1,663	31	2,952	

Note: Two-hour count summary volumes include heavy vehicles but exclude bicycles in overall count.

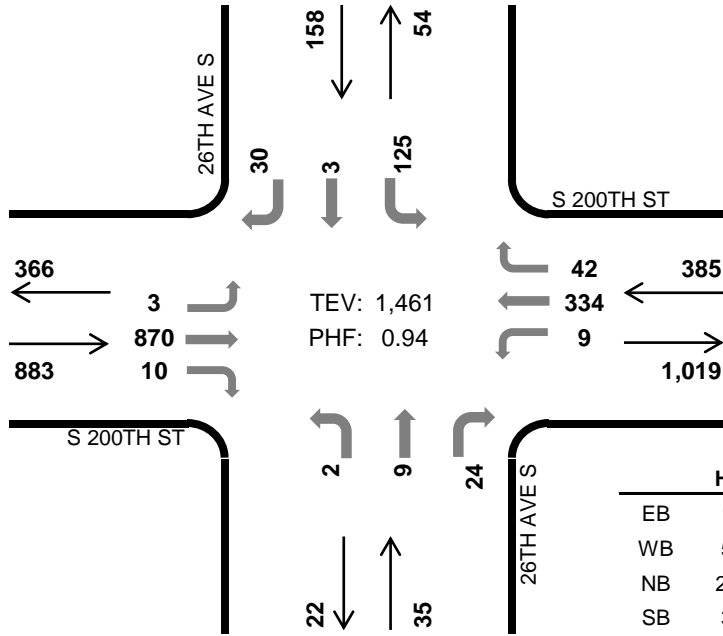
Interval Start	Heavy Vehicle Totals					Bicycles					Pedestrians (Crossing Leg)				
	EB	WB	NB	SB	Total	EB	WB	NB	SB	Total	East	West	North	South	Total
4:00 PM	2	0	15	18	35	0	0	1	1	2	3	4	0	3	10
4:15 PM	2	0	12	17	31	0	0	0	0	0	0	5	0	1	6
4:30 PM	1	0	12	13	26	0	0	0	0	0	2	2	5	0	9
4:45 PM	2	0	15	14	31	0	0	0	0	0	0	1	0	0	1
5:00 PM	2	1	7	13	23	0	0	1	2	3	5	5	1	2	13
5:15 PM	1	0	6	16	23	0	0	1	0	1	1	1	0	0	2
5:30 PM	2	0	7	6	15	0	0	0	0	0	0	3	1	0	4
5:45 PM	3	1	6	16	26	0	0	0	0	0	5	6	5	2	18
Count Total	15	2	80	113	210	0	0	3	3	6	16	27	12	8	63
Peak Hr	7	1	46	57	111	0	0	1	2	3	7	13	6	3	29

26TH AVE S S 200TH ST



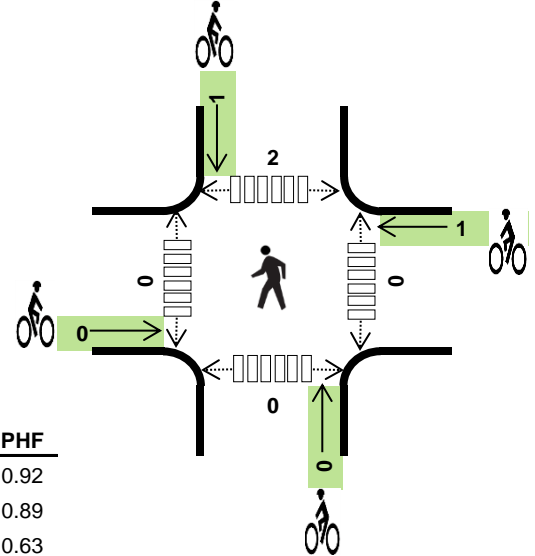
Peak Hour

Date: Wed, May 21, 2014
 Count Period: 4:00 PM to 6:00 PM
 Peak Hour: 4:45 PM to 5:45 PM



TEV: 1,461
 PHF: 0.94

	HV %:	PHF
EB	1.0%	0.92
WB	5.7%	0.89
NB	20.0%	0.63
SB	3.2%	0.88
TOTAL	2.9%	0.94



Two-Hour Count Summaries

Interval Start	S 200TH ST			S 200TH ST			26TH AVE S			26TH AVE S			15-min Total	Rolling One Hour
	Eastbound			Westbound			Northbound			Southbound				
	LT	TH	RT	LT	TH	RT	LT	TH	RT	LT	TH	RT		
4:00 PM	4	232	3	0	65	7	3	7	4	32	2	0	359	
4:15 PM	2	214	8	1	79	7	1	6	3	42	3	5	371	
4:30 PM	1	224	5	3	71	9	1	10	1	41	0	1	367	
4:45 PM	0	191	2	4	82	7	1	5	8	37	0	8	345	1,442
5:00 PM	2	212	3	0	73	12	0	3	6	34	2	7	354	1,437
5:15 PM	0	238	1	0	85	14	1	1	1	24	0	10	375	1,441
5:30 PM	1	229	4	5	94	9	0	0	9	30	1	5	387	1,461
5:45 PM	0	209	2	0	81	3	2	0	3	19	1	4	324	1,440
Count Total	10	1,749	28	13	630	68	9	32	35	259	9	40	2,882	
Peak Hr	3	870	10	9	334	42	2	9	24	125	3	30	1,461	

Note: Two-hour count summary volumes include heavy vehicles but exclude bicycles in overall count.

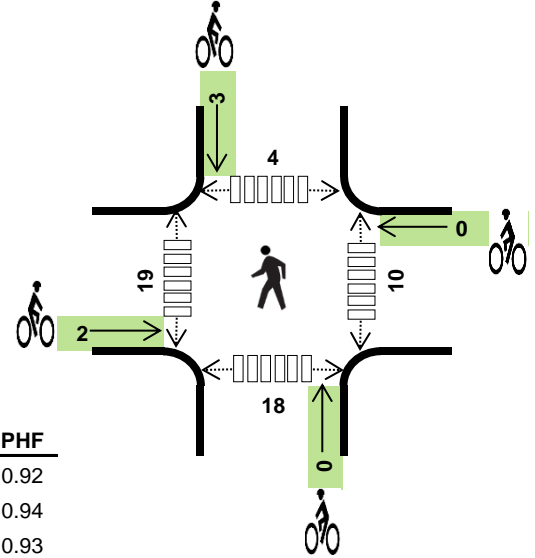
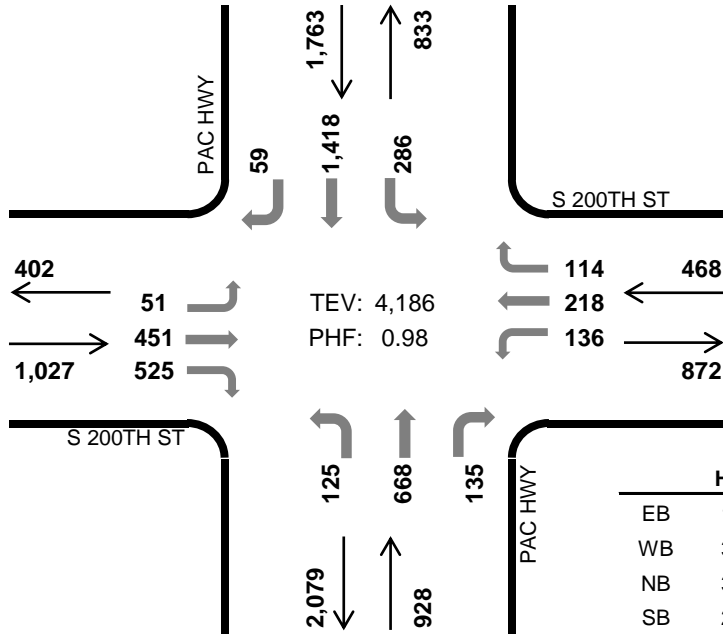
Interval Start	Heavy Vehicle Totals					Bicycles					Pedestrians (Crossing Leg)				
	EB	WB	NB	SB	Total	EB	WB	NB	SB	Total	East	West	North	South	Total
4:00 PM	10	4	8	1	23	0	0	0	0	0	0	0	1	0	1
4:15 PM	10	6	7	4	27	0	0	0	0	0	0	0	0	0	0
4:30 PM	10	4	6	3	23	0	0	1	0	1	0	0	0	1	1
4:45 PM	1	7	4	1	13	0	0	0	0	0	0	0	0	0	0
5:00 PM	2	5	3	3	13	0	1	0	1	2	0	0	0	0	0
5:15 PM	3	5	0	0	8	0	0	0	0	0	0	0	0	0	0
5:30 PM	3	5	0	1	9	0	0	0	0	0	0	0	2	0	2
5:45 PM	6	2	0	0	8	0	0	0	0	0	0	0	1	0	1
Count Total	45	38	28	13	124	0	1	1	1	3	0	0	4	1	5
Peak Hr	9	22	7	5	43	0	1	0	1	2	0	0	2	0	2

PAC HWY S 200TH ST



Peak Hour

Date: Wed, May 21, 2014
 Count Period: 4:00 PM to 6:00 PM
 Peak Hour: 4:45 PM to 5:45 PM



	HV %:	PHF
EB	1.5%	0.92
WB	3.6%	0.94
NB	3.2%	0.93
SB	2.3%	0.89
TOTAL	2.5%	0.98

Two-Hour Count Summaries

Interval Start	S 200TH ST Eastbound			S 200TH ST Westbound			PAC HWY Northbound			PAC HWY Southbound			15-min Total	Rolling One Hour
	LT	TH	RT	LT	TH	RT	LT	TH	RT	LT	TH	RT		
4:00 PM	8	126	132	22	61	21	28	152	29	72	289	13	953	
4:15 PM	9	98	146	25	49	17	24	172	29	68	328	12	977	
4:30 PM	12	98	164	22	60	37	30	154	23	85	318	13	1,016	
4:45 PM	10	111	120	35	46	31	39	176	34	76	325	15	1,018	3,964
5:00 PM	13	122	113	29	61	23	28	148	36	68	412	14	1,067	4,078
5:15 PM	12	108	138	37	59	29	30	161	37	79	364	16	1,070	4,171
5:30 PM	16	110	154	35	52	31	28	183	28	63	317	14	1,031	4,186
5:45 PM	9	82	117	38	56	22	27	150	18	54	314	19	906	4,074
Count Total	89	855	1,084	243	444	211	234	1,296	234	565	2,667	116	8,038	
Peak Hr	51	451	525	136	218	114	125	668	135	286	1,418	59	4,186	

Note: Two-hour count summary volumes include heavy vehicles but exclude bicycles in overall count.

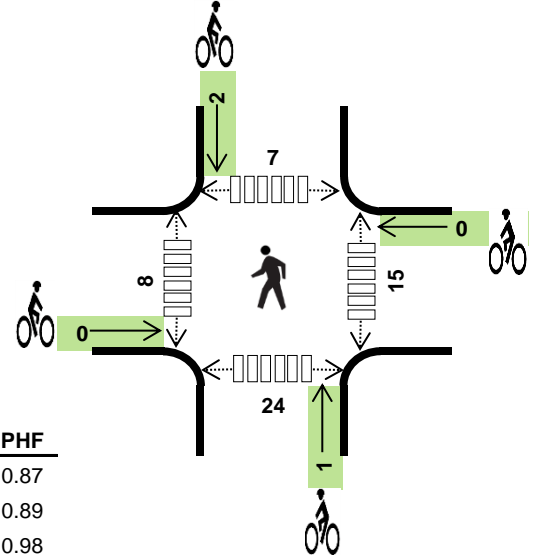
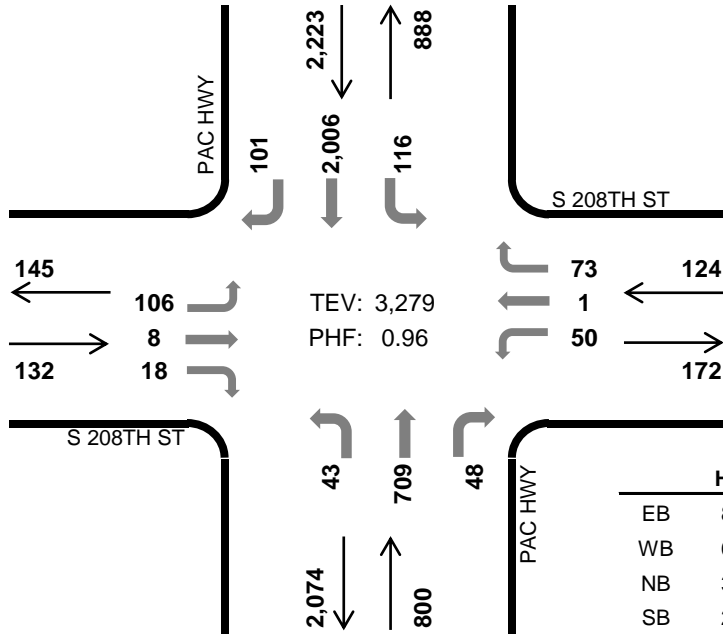
Interval Start	Heavy Vehicle Totals					Bicycles					Pedestrians (Crossing Leg)				
	EB	WB	NB	SB	Total	EB	WB	NB	SB	Total	East	West	North	South	Total
4:00 PM	6	3	11	16	36	0	0	0	0	0	0	3	0	1	4
4:15 PM	6	5	10	14	35	0	0	0	1	1	0	8	0	4	12
4:30 PM	14	4	19	12	49	0	0	0	0	0	0	2	0	3	5
4:45 PM	2	5	9	12	28	0	0	0	0	0	0	4	0	2	6
5:00 PM	4	5	4	7	20	1	0	0	3	4	5	2	0	6	13
5:15 PM	3	4	10	14	31	1	0	0	0	1	2	9	2	3	16
5:30 PM	6	3	7	8	24	0	0	0	0	0	3	4	2	7	16
5:45 PM	8	3	8	10	29	0	0	0	0	0	6	6	1	5	18
Count Total	49	32	78	93	252	2	0	0	4	6	16	38	5	31	90
Peak Hr	15	17	30	41	103	2	0	0	3	5	10	19	4	18	51

PAC HWY S 208TH ST



Peak Hour

Date: Wed, May 21, 2014
 Count Period: 4:00 PM to 6:00 PM
 Peak Hour: 4:30 PM to 5:30 PM



	HV %:	PHF
EB	8.3%	0.87
WB	0.8%	0.89
NB	3.3%	0.98
SB	2.0%	0.95
TOTAL	2.5%	0.96

Two-Hour Count Summaries

Interval Start	S 208TH ST Eastbound			S 208TH ST Westbound			PAC HWY Northbound			PAC HWY Southbound			15-min Total	Rolling One Hour
	LT	TH	RT	LT	TH	RT	LT	TH	RT	LT	TH	RT		
4:00 PM	19	3	7	19	0	21	13	150	11	26	430	22	721	
4:15 PM	23	2	5	20	1	16	13	176	12	23	466	26	783	
4:30 PM	29	1	4	15	0	19	6	184	9	26	528	29	850	
4:45 PM	28	2	3	8	0	12	14	179	7	16	456	24	749	3,103
5:00 PM	32	2	4	16	0	19	15	163	18	34	517	27	847	3,229
5:15 PM	17	3	7	11	1	23	8	183	14	40	505	21	833	3,279
5:30 PM	22	2	8	19	1	13	13	175	11	35	469	25	793	3,222
5:45 PM	19	1	10	21	1	17	11	157	12	28	451	25	753	3,226
Count Total	189	16	48	129	4	140	93	1,367	94	228	3,822	199	6,329	
Peak Hr	106	8	18	50	1	73	43	709	48	116	2,006	101	3,279	

Note: Two-hour count summary volumes include heavy vehicles but exclude bicycles in overall count.

Interval Start	Heavy Vehicle Totals					Bicycles					Pedestrians (Crossing Leg)				
	EB	WB	NB	SB	Total	EB	WB	NB	SB	Total	East	West	North	South	Total
4:00 PM	4	2	11	15	32	0	0	0	1	1	4	2	0	2	8
4:15 PM	4	3	7	16	30	0	0	0	1	1	2	2	1	3	8
4:30 PM	5	0	13	15	33	0	0	0	0	0	2	1	3	8	14
4:45 PM	1	0	5	12	18	0	0	0	0	0	2	4	1	7	14
5:00 PM	2	0	5	10	17	0	0	0	1	1	6	3	1	3	13
5:15 PM	3	1	3	8	15	0	0	1	1	2	5	0	2	6	13
5:30 PM	1	0	4	9	14	0	0	1	1	2	3	4	4	8	19
5:45 PM	4	0	5	12	21	0	0	0	1	1	4	0	1	5	10
Count Total	24	6	53	97	180	0	0	2	6	8	28	16	13	42	99
Peak Hr	11	1	26	45	83	0	0	1	2	3	15	8	7	24	54

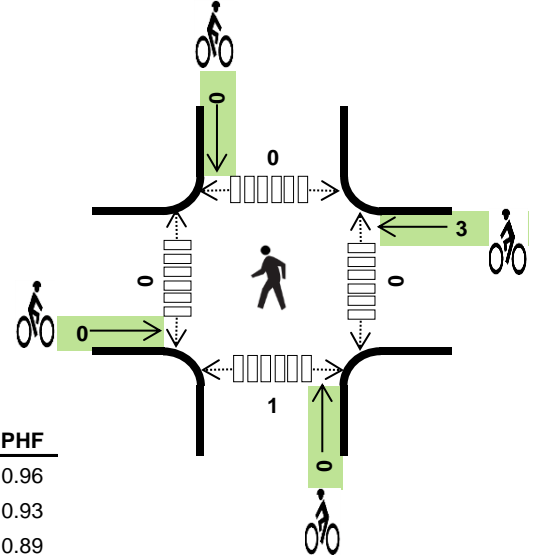
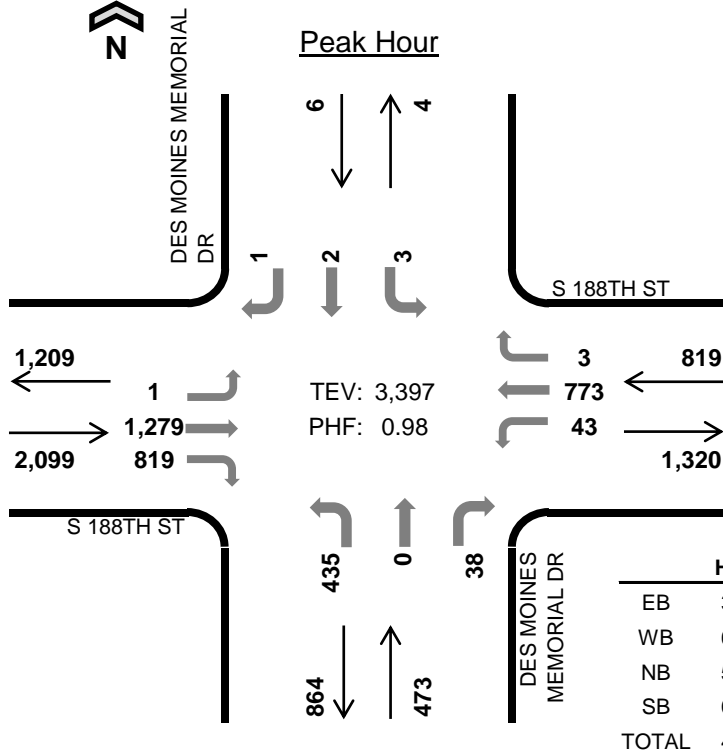
DES MOINES MEMORIAL DR S 188TH ST



Date: Thu, Jun 05, 2014

Count Period: 4:00 PM to 6:00 PM

Peak Hour: 4:15 PM to 5:15 PM



	HV %:	PHF
EB	3.1%	0.96
WB	6.7%	0.93
NB	5.9%	0.89
SB	0.0%	0.50
TOTAL	4.4%	0.98

Two-Hour Count Summaries

Interval Start	S 188TH ST			S 188TH ST			DES MOINES MEMORIAL DR			DES MOINES MEMORIAL DR			15-min Total	Rolling One Hour
	Eastbound			Westbound			Northbound			Southbound				
	LT	TH	RT	LT	TH	RT	LT	TH	RT	LT	TH	RT		
4:00 PM	1	300	193	8	166	1	96	0	11	0	0	1	777	
4:15 PM	1	287	232	6	194	2	114	0	13	2	1	0	852	
4:30 PM	0	305	198	13	191	1	123	0	10	0	0	1	842	
4:45 PM	0	344	187	12	209	0	106	0	7	1	0	0	866	3,337
5:00 PM	0	343	202	12	179	0	92	0	8	0	1	0	837	3,397
5:15 PM	0	291	207	18	185	0	106	0	7	0	0	0	814	3,359
5:30 PM	0	244	197	18	176	0	82	0	7	0	0	0	724	3,241
5:45 PM	0	270	164	18	172	0	107	0	7	0	0	0	738	3,113
Count Total	2	2,384	1,580	105	1,472	4	826	0	70	3	2	2	6,450	
Peak Hr	1	1,279	819	43	773	3	435	0	38	3	2	1	3,397	

Note: Two-hour count summary volumes include heavy vehicles but exclude bicycles in overall count.

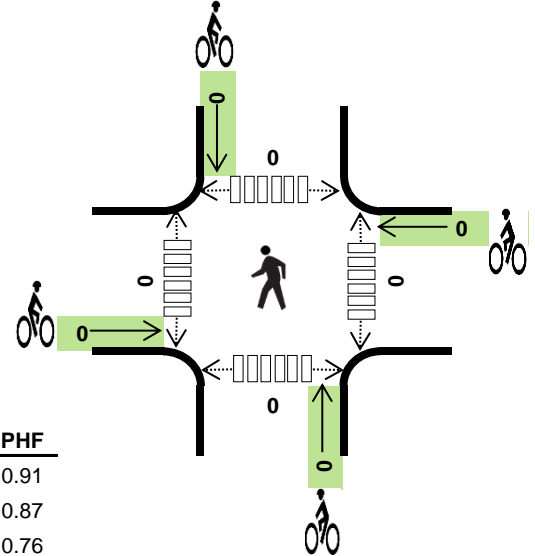
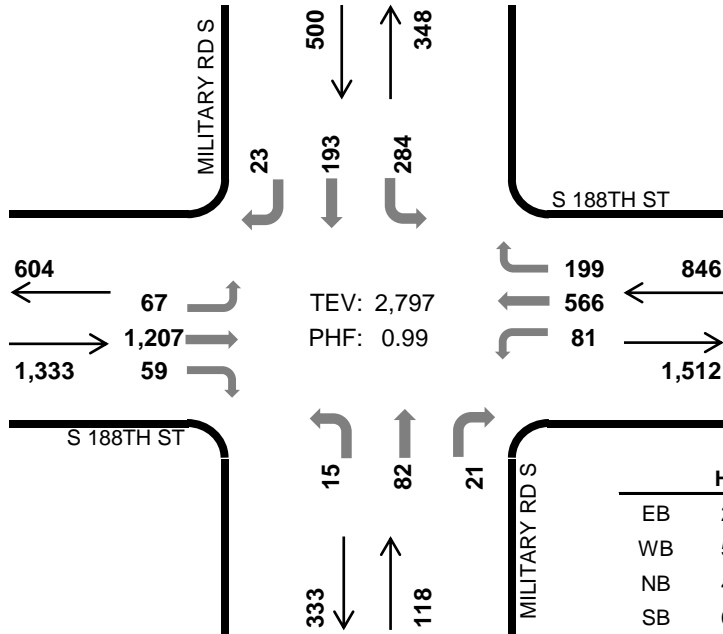
Interval Start	Heavy Vehicle Totals					Bicycles					Pedestrians (Crossing Leg)				
	EB	WB	NB	SB	Total	EB	WB	NB	SB	Total	East	West	North	South	Total
4:00 PM	30	12	8	0	50	0	1	0	0	1	0	0	0	0	0
4:15 PM	15	13	6	0	34	0	1	0	0	1	0	0	0	0	0
4:30 PM	20	16	8	0	44	0	2	0	0	2	0	0	0	0	0
4:45 PM	16	16	6	0	38	0	0	0	0	0	0	0	0	0	0
5:00 PM	14	10	8	0	32	0	0	0	0	0	0	0	0	1	1
5:15 PM	13	13	6	0	32	0	0	0	0	0	0	0	0	0	0
5:30 PM	17	10	2	0	29	0	0	0	0	0	0	0	0	0	0
5:45 PM	16	10	3	0	29	0	0	0	0	0	0	0	0	0	0
Count Total	141	100	47	0	288	0	4	0	0	4	0	0	0	1	1
Peak Hr	65	55	28	0	148	0	3	0	0	3	0	0	0	1	1

MILITARY RD S S 188TH ST



Peak Hour

Date: Tue, Jun 03, 2014
Count Period: 4:00 PM to 6:00 PM
Peak Hour: 4:00 PM to 5:00 PM



	HV %:	PHF
EB	2.6%	0.91
WB	5.0%	0.87
NB	4.2%	0.76
SB	0.8%	0.92
TOTAL	3.1%	0.99

Two-Hour Count Summaries

Interval Start	S 188TH ST			S 188TH ST			MILITARY RD S			MILITARY RD S			15-min Total	Rolling One Hour
	Eastbound			Westbound			Northbound			Southbound				
	LT	TH	RT	LT	TH	RT	LT	TH	RT	LT	TH	RT		
4:00 PM	17	334	14	22	111	52	3	19	7	81	38	9	707	
4:15 PM	17	294	16	21	146	43	5	24	3	77	48	11	705	
4:30 PM	15	316	9	20	145	44	1	15	2	69	53	3	692	
4:45 PM	18	263	20	18	164	60	6	24	9	57	54	0	693	2,797
5:00 PM	21	268	12	29	131	35	4	25	9	81	52	9	676	2,766
5:15 PM	14	283	10	22	130	44	5	15	4	79	42	22	670	2,731
5:30 PM	14	238	16	13	119	46	4	12	6	84	32	13	597	2,636
5:45 PM	20	205	6	8	116	37	5	19	9	58	31	12	526	2,469
Count Total	136	2,201	103	153	1,062	361	33	153	49	586	350	79	5,266	
Peak Hr	67	1,207	59	81	566	199	15	82	21	284	193	23	2,797	

Note: Two-hour count summary volumes include heavy vehicles but exclude bicycles in overall count.

Interval Start	Heavy Vehicle Totals					Bicycles					Pedestrians (Crossing Leg)				
	EB	WB	NB	SB	Total	EB	WB	NB	SB	Total	East	West	North	South	Total
4:00 PM	15	7	3	2	27	0	0	0	0	0	0	0	0	0	0
4:15 PM	15	14	1	2	32	0	0	0	0	0	0	0	0	0	0
4:30 PM	5	12	0	0	17	0	0	0	0	0	0	0	0	0	0
4:45 PM	0	9	1	0	10	0	0	0	0	0	0	0	0	0	0
5:00 PM	10	8	0	1	19	0	0	0	1	1	0	0	0	0	0
5:15 PM	8	10	0	2	20	0	0	0	0	0	0	0	0	0	0
5:30 PM	9	10	0	2	21	0	0	0	0	0	0	0	1	1	
5:45 PM	10	8	0	0	18	0	0	0	0	0	0	0	0	0	
Count Total	72	78	5	9	164	0	0	0	1	1	0	0	0	1	
Peak Hr	35	42	5	4	86	0	0	0	0	0	0	0	0	0	

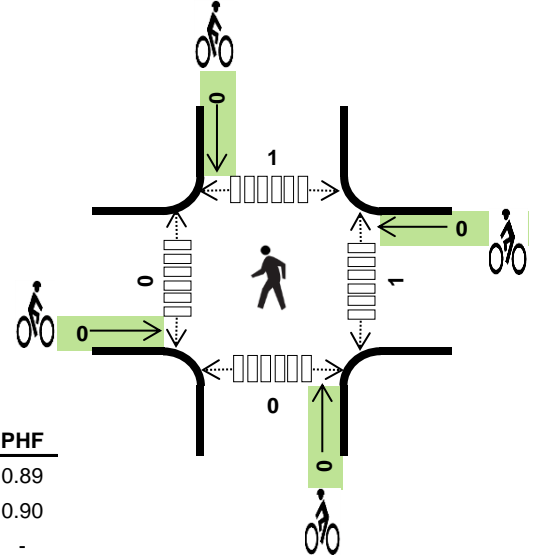
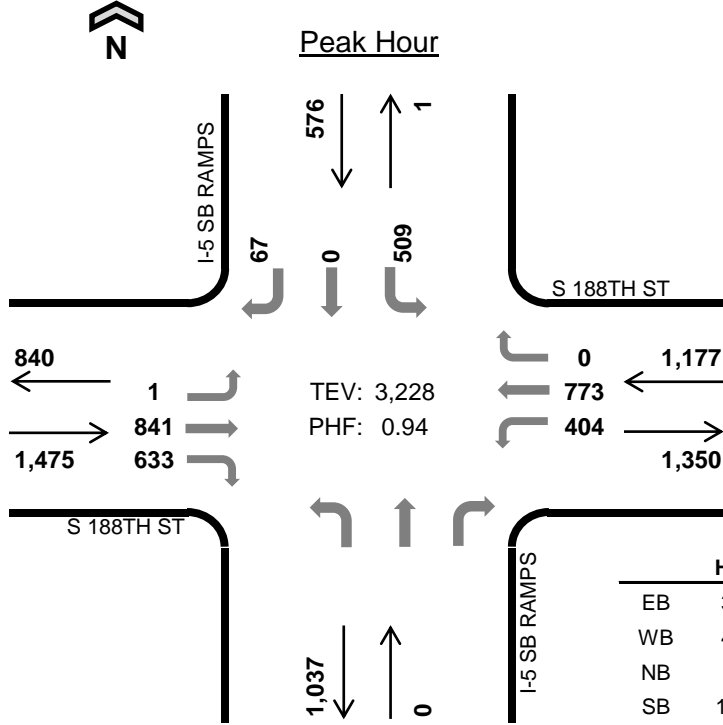
I-5 SB RAMPS S 188TH ST



Date: Tue, Jun 03, 2014

Count Period: 4:00 PM to 6:00 PM

Peak Hour: 4:30 PM to 5:30 PM



	HV %:	PHF
EB	3.7%	0.89
WB	4.5%	0.90
NB	-	-
SB	15.3%	0.84
TOTAL	6.1%	0.94

Two-Hour Count Summaries

Interval Start	S 188TH ST			S 188TH ST			I-5 SB RAMPS			I-5 SB RAMPS			15-min Total	Rolling One Hour
	Eastbound			Westbound			Northbound			Southbound				
	LT	TH	RT	LT	TH	RT	LT	TH	RT	LT	TH	RT		
4:00 PM	0	222	163	95	166	0	0	0	0	110	0	18	774	
4:15 PM	0	212	169	96	192	0	0	0	0	107	0	23	799	
4:30 PM	0	229	186	91	191	0	0	0	0	117	0	17	831	
4:45 PM	1	165	156	111	217	0	0	0	0	109	0	13	772	3,176
5:00 PM	0	208	136	97	178	0	0	0	0	126	0	23	768	3,170
5:15 PM	0	239	155	105	187	0	0	0	0	157	0	14	857	3,228
5:30 PM	0	185	140	71	156	0	0	0	0	123	0	19	694	3,091
5:45 PM	0	166	120	58	154	0	0	0	0	117	0	13	628	2,947
Count Total	1	1,626	1,225	724	1,441	0	0	0	0	966	0	140	6,123	
Peak Hr	1	841	633	404	773	0	0	0	0	509	0	67	3,228	

Note: Two-hour count summary volumes include heavy vehicles but exclude bicycles in overall count.

Interval Start	Heavy Vehicle Totals					Bicycles					Pedestrians (Crossing Leg)				
	EB	WB	NB	SB	Total	EB	WB	NB	SB	Total	East	West	North	South	Total
4:00 PM	17	14	0	23	54	0	0	0	0	0	0	0	0	0	0
4:15 PM	17	16	0	19	52	0	0	0	0	0	0	0	0	0	0
4:30 PM	19	15	0	23	57	0	0	0	0	0	0	0	0	0	0
4:45 PM	14	12	0	16	42	0	0	0	0	0	0	0	0	0	0
5:00 PM	10	12	0	25	47	0	0	0	0	0	1	0	1	0	2
5:15 PM	12	14	0	24	50	0	0	0	0	0	0	0	0	0	0
5:30 PM	11	12	0	18	41	0	0	0	0	0	0	0	0	0	0
5:45 PM	9	13	0	11	33	1	0	0	0	1	0	0	0	0	0
Count Total	109	108	0	159	376	1	0	0	0	1	1	0	1	0	2
Peak Hr	55	53	0	88	196	0	0	0	0	0	1	0	1	0	2

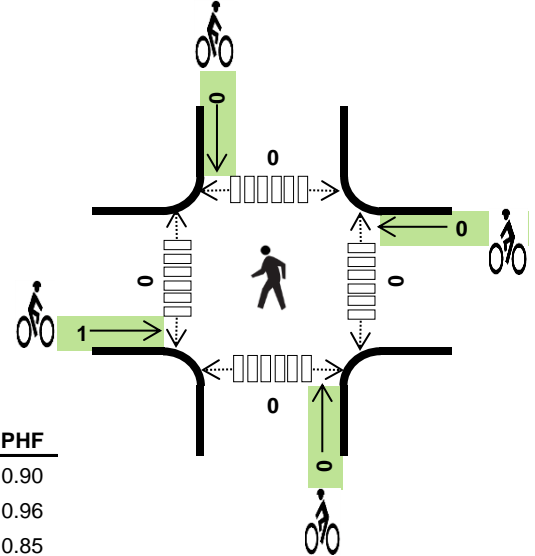
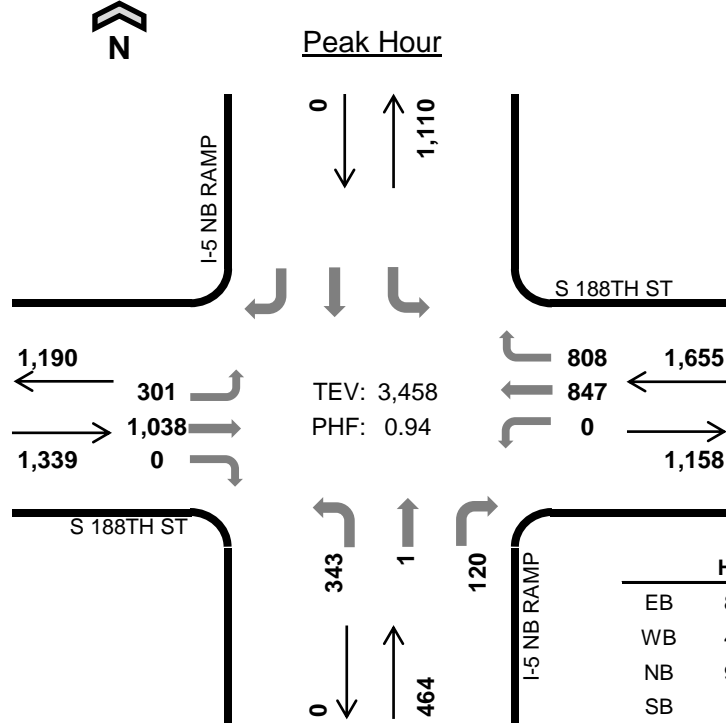
I-5 NB RAMP S 188TH ST



Date: Tue, Jun 03, 2014

Count Period: 4:00 PM to 6:00 PM

Peak Hour: 4:30 PM to 5:30 PM



	HV %:	PHF
EB	8.8%	0.90
WB	4.9%	0.96
NB	9.5%	0.85
SB	-	-
TOTAL	7.0%	0.94

Two-Hour Count Summaries

Interval Start	S 188TH ST Eastbound			S 188TH ST Westbound			I-5 NB RAMP Northbound			I-5 NB RAMP Southbound			15-min Total	Rolling One Hour
	LT	TH	RT	LT	TH	RT	LT	TH	RT	LT	TH	RT		
4:00 PM	82	262	0	0	188	180	74	0	43	0	0	0	829	
4:15 PM	84	232	0	0	193	213	98	0	33	0	0	0	853	
4:30 PM	85	263	0	0	206	193	88	0	29	0	0	0	864	
4:45 PM	64	219	0	0	214	211	106	1	29	0	0	0	844	3,390
5:00 PM	78	258	0	0	207	191	75	0	25	0	0	0	834	3,395
5:15 PM	74	298	0	0	220	213	74	0	37	0	0	0	916	3,458
5:30 PM	77	249	0	0	155	145	62	0	17	0	0	0	705	3,299
5:45 PM	54	237	0	0	132	139	71	0	24	0	0	0	657	3,112
Count Total	598	2,018	0	0	1,515	1,485	648	1	237	0	0	0	6,502	
Peak Hr	301	1,038	0	0	847	808	343	1	120	0	0	0	3,458	

Note: Two-hour count summary volumes include heavy vehicles but exclude bicycles in overall count.

Interval Start	Heavy Vehicle Totals					Bicycles					Pedestrians (Crossing Leg)				
	EB	WB	NB	SB	Total	EB	WB	NB	SB	Total	East	West	North	South	Total
4:00 PM	38	25	5	0	68	0	0	0	0	0	0	0	0	0	0
4:15 PM	28	19	14	0	61	0	0	0	0	0	1	0	1	0	2
4:30 PM	34	19	14	0	67	0	0	0	0	0	0	0	0	0	0
4:45 PM	24	24	9	0	57	0	0	0	0	0	0	0	0	0	0
5:00 PM	33	16	14	0	63	1	0	0	0	1	0	0	0	0	0
5:15 PM	27	22	7	0	56	0	0	0	0	0	0	0	0	0	0
5:30 PM	27	15	4	0	46	0	0	0	0	0	0	0	0	1	1
5:45 PM	17	16	6	0	39	1	0	0	0	1	0	0	0	0	0
Count Total	228	156	73	0	457	2	0	0	0	2	1	0	1	1	3
Peak Hr	118	81	44	0	243	1	0	0	0	1	0	0	0	0	0

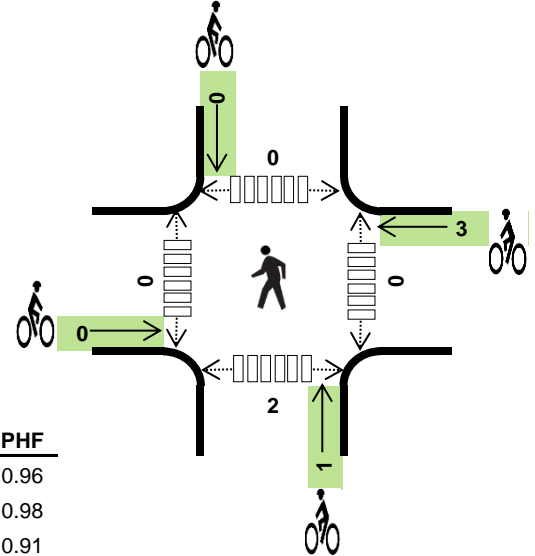
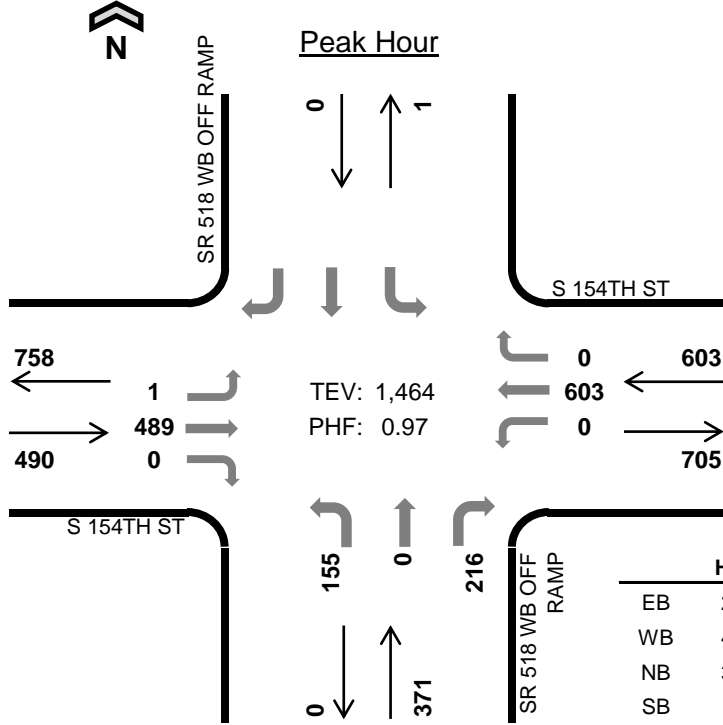
SR 518 WB OFF RAMP S 154TH ST



Date: Tue, Jun 03, 2014

Count Period: 4:00 PM to 6:00 PM

Peak Hour: 4:30 PM to 5:30 PM



	HV %:	PHF
EB	2.2%	0.96
WB	4.5%	0.98
NB	3.2%	0.91
SB	-	-
TOTAL	3.4%	0.97

Two-Hour Count Summaries

Interval Start	S 154TH ST Eastbound			S 154TH ST Westbound			SR 518 WB OFF RAMP Northbound			SR 518 WB OFF RAMP Southbound			15-min Total	Rolling One Hour
	LT	TH	RT	LT	TH	RT	LT	TH	RT	LT	TH	RT		
4:00 PM	0	118	0	0	121	0	48	0	62	0	0	0	349	
4:15 PM	0	117	0	0	135	0	41	0	52	0	0	0	345	
4:30 PM	1	121	0	0	152	0	40	0	53	0	0	0	367	
4:45 PM	0	123	0	0	150	0	41	0	57	0	0	0	371	1,432
5:00 PM	0	127	0	0	147	0	41	0	61	0	0	0	376	1,459
5:15 PM	0	118	0	0	154	0	33	0	45	0	0	0	350	1,464
5:30 PM	0	120	0	0	129	0	31	0	48	0	0	0	328	1,425
5:45 PM	0	119	0	0	110	0	47	0	41	0	0	0	317	1,371
Count Total	1	963	0	0	1,098	0	322	0	419	0	0	0	2,803	
Peak Hr	1	489	0	0	603	0	155	0	216	0	0	0	1,464	

Note: Two-hour count summary volumes include heavy vehicles but exclude bicycles in overall count.

Interval Start	Heavy Vehicle Totals					Bicycles					Pedestrians (Crossing Leg)				
	EB	WB	NB	SB	Total	EB	WB	NB	SB	Total	East	West	North	South	Total
4:00 PM	5	3	2	0	10	1	0	0	0	1	0	0	0	2	2
4:15 PM	3	5	3	0	11	0	2	0	0	2	1	0	0	2	3
4:30 PM	3	6	6	0	15	0	3	0	0	3	0	0	0	1	1
4:45 PM	3	3	4	0	10	0	0	1	0	1	0	0	0	1	1
5:00 PM	3	12	1	0	16	0	0	0	0	0	0	0	0	0	0
5:15 PM	2	6	1	0	9	0	0	0	0	0	0	0	0	0	0
5:30 PM	4	3	1	0	8	1	1	0	0	2	0	0	0	0	0
5:45 PM	3	3	1	0	7	0	0	0	0	0	0	0	0	0	0
Count Total	26	41	19	0	86	2	6	1	0	9	1	0	0	6	7
Peak Hr	11	27	12	0	50	0	3	1	0	4	0	0	0	2	2

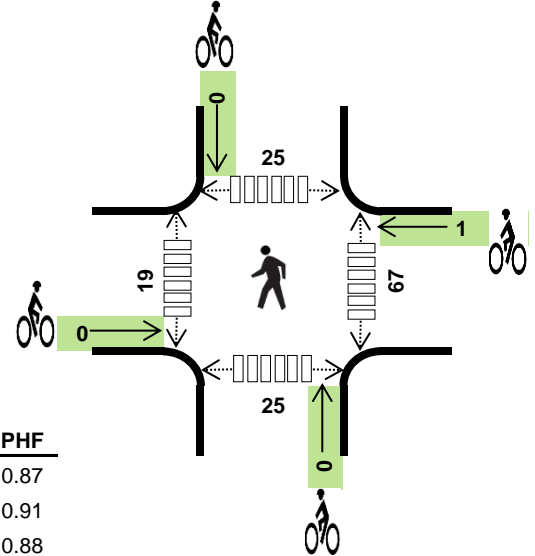
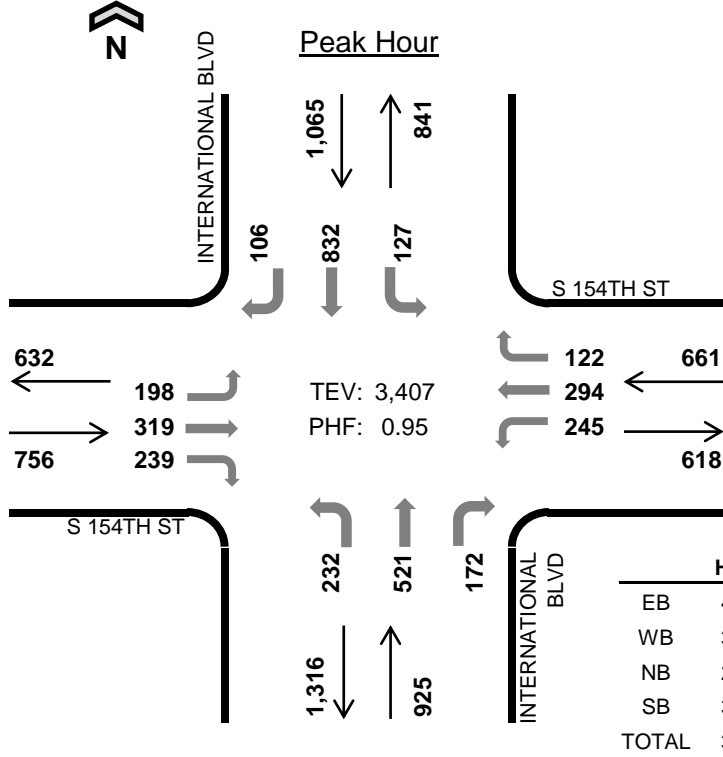
INTERNATIONAL BLVD S 154TH ST



Date: Thu, Jun 05, 2014

Count Period: 4:00 PM to 6:00 PM

Peak Hour: 4:30 PM to 5:30 PM



Two-Hour Count Summaries

Interval Start	S 154TH ST Eastbound			S 154TH ST Westbound			INTERNATIONAL BLVD Northbound			INTERNATIONAL BLVD Southbound			15-min Total	Rolling One Hour
	LT	TH	RT	LT	TH	RT	LT	TH	RT	LT	TH	RT		
4:00 PM	51	57	61	38	42	27	49	116	32	29	186	24	712	
4:15 PM	51	44	54	71	64	33	47	112	41	18	203	36	774	
4:30 PM	52	64	62	60	58	26	52	98	41	40	179	19	751	
4:45 PM	35	88	41	58	80	27	69	142	53	27	222	23	865	3,102
5:00 PM	43	85	68	69	76	37	57	143	51	28	210	34	901	3,291
5:15 PM	68	82	68	58	80	32	54	138	27	32	221	30	890	3,407
5:30 PM	72	49	60	59	79	39	42	102	21	13	182	23	741	3,397
5:45 PM	53	39	68	59	57	35	43	108	22	27	210	22	743	3,275
Count Total	425	508	482	472	536	256	413	959	288	214	1,613	211	6,377	
Peak Hr	198	319	239	245	294	122	232	521	172	127	832	106	3,407	

Note: Two-hour count summary volumes include heavy vehicles but exclude bicycles in overall count.

Interval Start	Heavy Vehicle Totals					Bicycles					Pedestrians (Crossing Leg)				
	EB	WB	NB	SB	Total	EB	WB	NB	SB	Total	East	West	North	South	Total
4:00 PM	5	4	4	8	21	0	0	0	0	0	23	5	13	12	53
4:15 PM	3	6	5	4	18	0	0	0	0	0	21	6	5	4	36
4:30 PM	9	3	5	9	26	0	0	0	0	0	12	6	5	10	33
4:45 PM	7	5	5	7	24	0	0	0	0	0	19	1	7	2	29
5:00 PM	7	8	9	7	31	0	1	0	0	1	14	9	8	7	38
5:15 PM	8	8	6	10	32	0	0	0	0	0	22	3	5	6	36
5:30 PM	3	7	5	7	22	0	0	0	0	0	25	4	11	7	47
5:45 PM	1	6	4	7	18	0	1	0	0	1	35	3	9	3	50
Count Total	43	47	43	59	192	0	2	0	0	2	171	37	63	51	322
Peak Hr	31	24	25	33	113	0	1	0	0	1	67	19	25	25	136

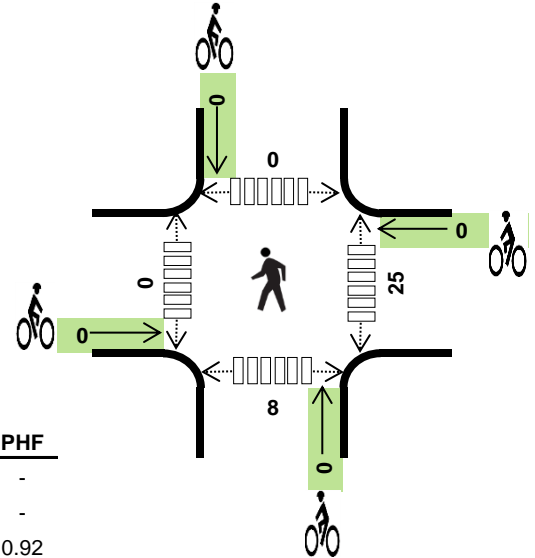
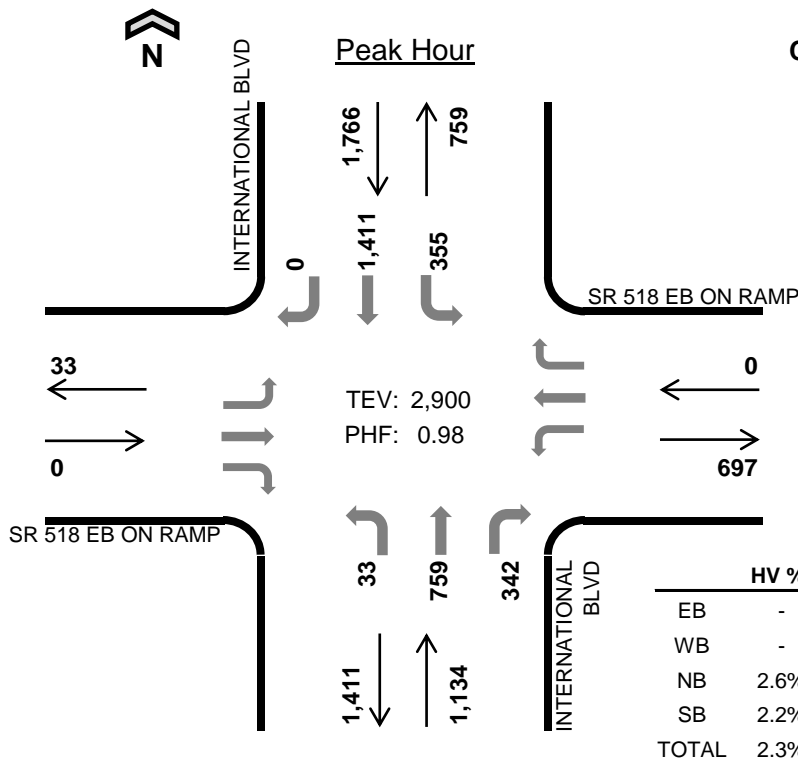
INTERNATIONAL BLVD SR 518 EB ON RAMP



Date: Tue, Jun 03, 2014

Count Period: 4:00 PM to 6:00 PM

Peak Hour: 4:30 PM to 5:30 PM



	HV %:	PHF
EB	-	-
WB	-	-
NB	2.6%	0.92
SB	2.2%	0.94
TOTAL	2.3%	0.98

Two-Hour Count Summaries

Interval Start	SR 518 EB ON RAMP			SR 518 EB ON RAMP			INTERNATIONAL BLVD			INTERNATIONAL BLVD			15-min Total	Rolling One Hour
	Eastbound			Westbound			Northbound			Southbound				
	LT	TH	RT	LT	TH	RT	LT	TH	RT	LT	TH	RT		
4:00 PM	0	0	0	0	0	0	9	203	99	86	362	0	759	
4:15 PM	0	0	0	0	0	0	2	170	107	93	325	0	697	
4:30 PM	0	0	0	0	0	0	5	183	90	88	346	0	712	
4:45 PM	0	0	0	0	0	0	8	206	79	73	354	0	720	2,888
5:00 PM	0	0	0	0	0	0	13	194	100	107	326	0	740	2,869
5:15 PM	0	0	0	0	0	0	7	176	73	87	385	0	728	2,900
5:30 PM	0	0	0	0	0	0	12	156	101	85	332	0	686	2,874
5:45 PM	0	0	0	0	0	0	7	174	86	107	284	0	658	2,812
Count Total	0	0	0	0	0	0	63	1,462	735	726	2,714	0	5,700	
Peak Hr	0	0	0	0	0	0	33	759	342	355	1,411	0	2,900	

Note: Two-hour count summary volumes include heavy vehicles but exclude bicycles in overall count.

Interval Start	Heavy Vehicle Totals					Bicycles					Pedestrians (Crossing Leg)				
	EB	WB	NB	SB	Total	EB	WB	NB	SB	Total	East	West	North	South	Total
4:00 PM	0	0	7	15	22	0	0	0	0	0	2	0	0	1	3
4:15 PM	0	0	6	5	11	0	0	0	0	0	2	0	0	1	3
4:30 PM	0	0	5	10	15	0	0	0	0	0	5	0	0	4	9
4:45 PM	0	0	10	10	20	0	0	0	0	0	8	0	0	1	9
5:00 PM	0	0	7	8	15	0	0	0	0	0	4	0	0	2	6
5:15 PM	0	0	7	11	18	0	0	0	0	0	8	0	0	1	9
5:30 PM	0	0	9	7	16	0	0	0	1	1	2	0	0	1	3
5:45 PM	0	0	4	10	14	0	0	0	1	1	5	0	0	2	7
Count Total	0	0	55	76	131	0	0	0	2	2	36	0	0	13	49
Peak Hr	0	0	29	39	68	0	0	0	0	0	25	0	0	8	33

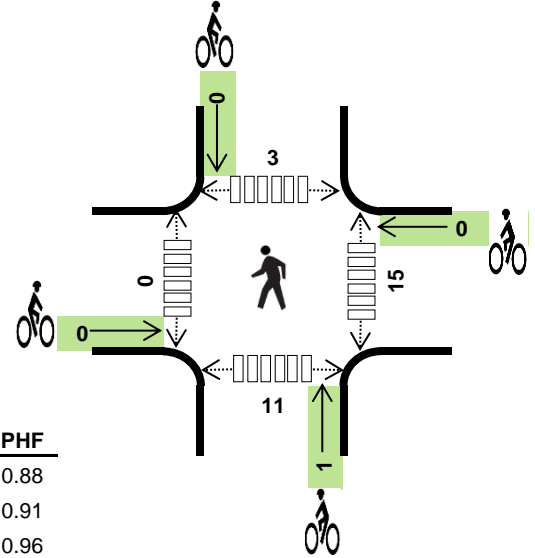
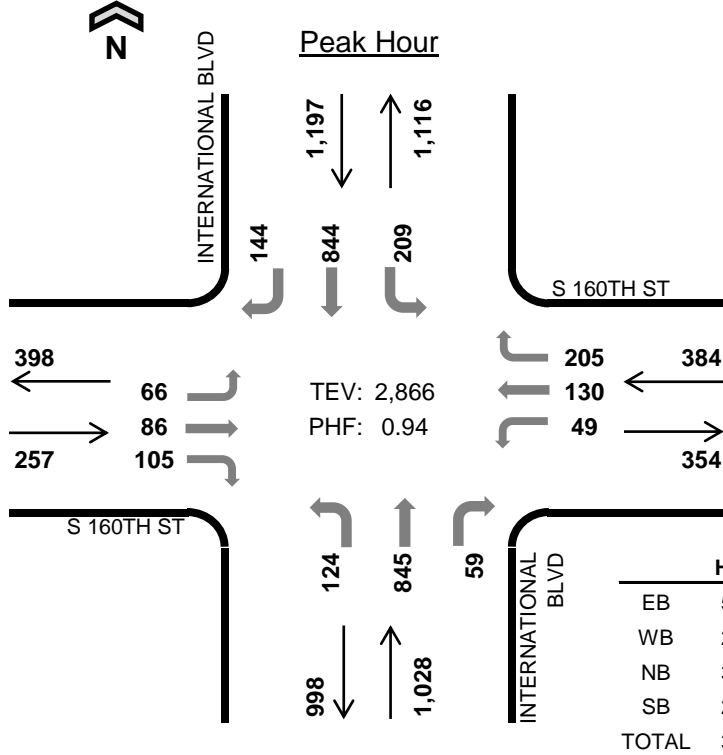
INTERNATIONAL BLVD S 160TH ST



Date: Tue, Jun 03, 2014

Count Period: 4:00 PM to 6:00 PM

Peak Hour: 4:30 PM to 5:30 PM



	HV %:	PHF
EB	5.4%	0.88
WB	2.6%	0.91
NB	3.2%	0.96
SB	2.7%	0.86
TOTAL	3.1%	0.94

Two-Hour Count Summaries

Interval Start	S 160TH ST Eastbound			S 160TH ST Westbound			INTERNATIONAL BLVD Northbound			INTERNATIONAL BLVD Southbound			15-min Total	Rolling One Hour
	LT	TH	RT	LT	TH	RT	LT	TH	RT	LT	TH	RT		
4:00 PM	15	35	29	12	19	64	30	188	17	56	181	20	666	
4:15 PM	16	22	26	16	20	50	29	203	9	48	197	23	659	
4:30 PM	16	25	32	12	30	41	24	222	14	58	199	39	712	
4:45 PM	10	21	23	11	32	52	36	199	20	53	174	32	663	2,700
5:00 PM	24	19	19	13	32	60	28	222	17	41	222	30	727	2,761
5:15 PM	16	21	31	13	36	52	36	202	8	57	249	43	764	2,866
5:30 PM	20	28	30	9	27	65	31	164	13	48	232	37	704	2,858
5:45 PM	19	13	24	13	28	48	25	187	15	58	168	41	639	2,834
Count Total	136	184	214	99	224	432	239	1,587	113	419	1,622	265	5,534	
Peak Hr	66	86	105	49	130	205	124	845	59	209	844	144	2,866	

Note: Two-hour count summary volumes include heavy vehicles but exclude bicycles in overall count.

Interval Start	Heavy Vehicle Totals					Bicycles					Pedestrians (Crossing Leg)				
	EB	WB	NB	SB	Total	EB	WB	NB	SB	Total	East	West	North	South	Total
4:00 PM	4	3	9	11	27	0	0	0	0	0	8	0	4	4	16
4:15 PM	3	2	8	4	17	0	0	0	0	0	2	0	1	1	4
4:30 PM	3	2	5	8	18	0	0	0	0	0	5	0	0	2	7
4:45 PM	3	4	10	8	25	0	0	1	0	1	4	0	0	7	11
5:00 PM	7	2	8	6	23	0	0	0	0	0	2	0	1	1	4
5:15 PM	1	2	10	10	23	0	0	0	0	0	4	0	2	1	7
5:30 PM	3	3	8	7	21	0	0	0	0	0	1	0	0	5	6
5:45 PM	6	0	5	9	20	0	0	0	0	0	4	2	0	5	11
Count Total	30	18	63	63	174	0	0	1	0	1	30	2	8	26	66
Peak Hr	14	10	33	32	89	0	0	1	0	1	15	0	3	11	29

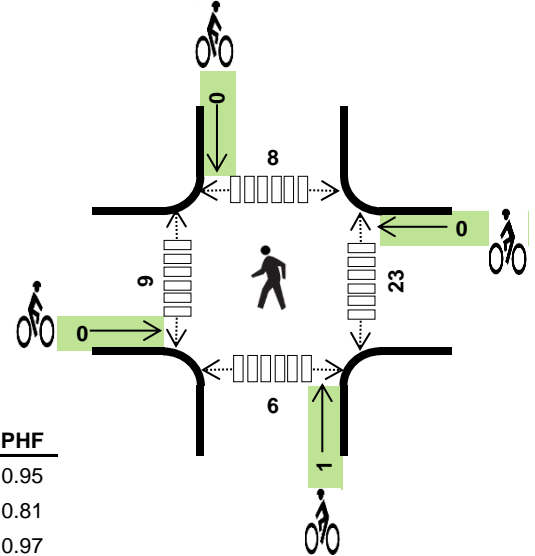
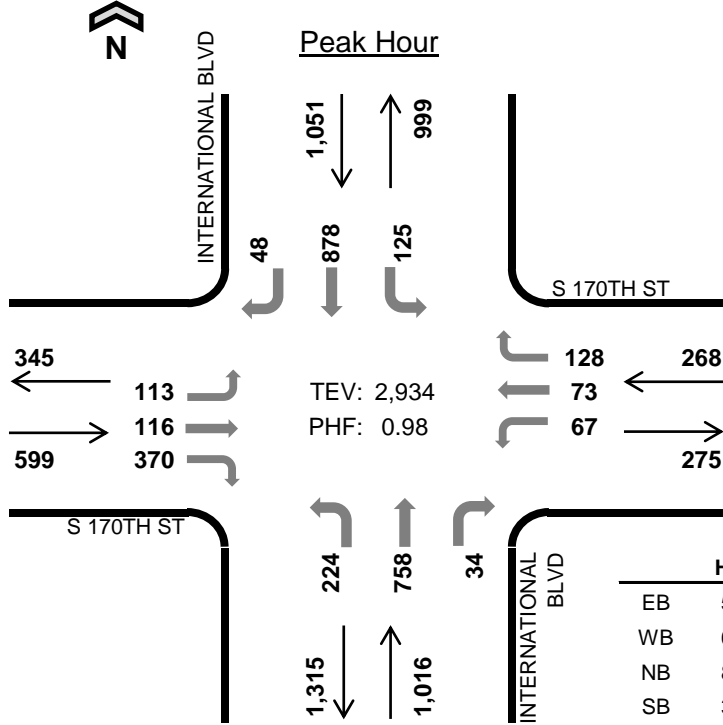
INTERNATIONAL BLVD S 170TH ST



Date: Tue, Jun 03, 2014

Count Period: 4:00 PM to 6:00 PM

Peak Hour: 4:30 PM to 5:30 PM



	HV %:	PHF
EB	5.8%	0.95
WB	6.0%	0.81
NB	8.0%	0.97
SB	3.6%	0.91
TOTAL	5.8%	0.98

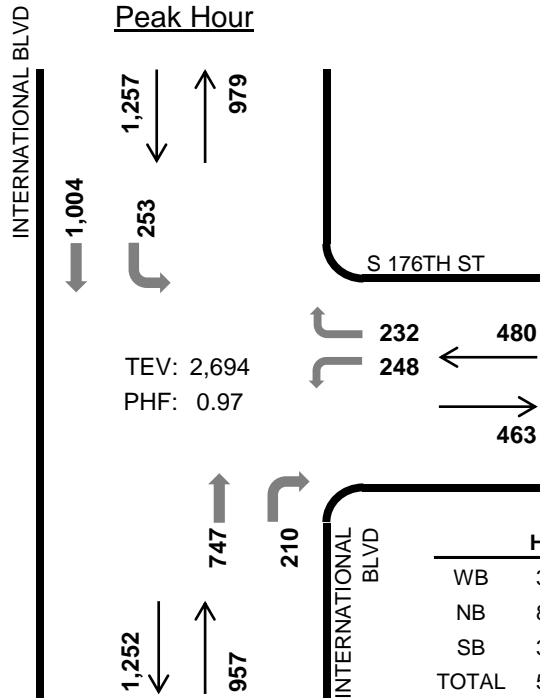
Two-Hour Count Summaries

Interval Start	S 170TH ST Eastbound			S 170TH ST Westbound			INTERNATIONAL BLVD Northbound			INTERNATIONAL BLVD Southbound			15-min Total	Rolling One Hour
	LT	TH	RT	LT	TH	RT	LT	TH	RT	LT	TH	RT		
4:00 PM	21	20	83	16	13	37	62	158	9	38	196	12	665	
4:15 PM	19	15	109	6	11	28	71	180	15	28	200	14	696	
4:30 PM	25	26	99	17	21	45	51	188	7	26	225	17	747	
4:45 PM	37	21	87	16	17	29	55	186	11	26	206	10	701	2,809
5:00 PM	22	37	99	21	14	37	62	193	6	33	209	10	743	2,887
5:15 PM	29	32	85	13	21	17	56	191	10	40	238	11	743	2,934
5:30 PM	19	30	75	16	20	26	46	138	10	31	229	13	653	2,840
5:45 PM	22	30	72	15	15	29	54	155	11	26	170	10	609	2,748
Count Total	194	211	709	120	132	248	457	1,389	79	248	1,673	97	5,557	
Peak Hr	113	116	370	67	73	128	224	758	34	125	878	48	2,934	

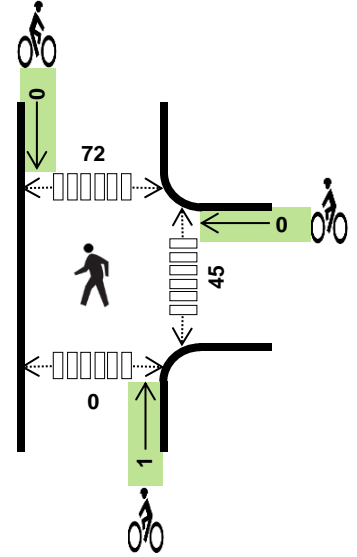
Note: Two-hour count summary volumes include heavy vehicles but exclude bicycles in overall count.

Interval Start	Heavy Vehicle Totals					Bicycles					Pedestrians (Crossing Leg)				
	EB	WB	NB	SB	Total	EB	WB	NB	SB	Total	East	West	North	South	Total
4:00 PM	9	4	30	11	54	0	0	0	0	0	4	1	1	4	10
4:15 PM	7	4	28	10	49	0	0	0	0	0	2	0	0	3	5
4:30 PM	9	5	16	9	39	0	0	1	0	1	3	3	3	2	11
4:45 PM	11	4	19	11	45	0	0	0	0	0	4	1	1	0	6
5:00 PM	7	3	27	10	47	0	0	0	0	0	11	4	3	1	19
5:15 PM	8	4	19	8	39	0	0	0	0	0	5	1	1	3	10
5:30 PM	15	2	26	10	53	0	0	1	0	1	4	4	5	0	13
5:45 PM	11	2	24	11	48	1	0	0	2	3	6	2	0	1	9
Count Total	77	28	189	80	374	1	0	2	2	5	39	16	14	14	83
Peak Hr	35	16	81	38	170	0	0	1	0	1	23	9	8	6	46

INTERNATIONAL BLVD S 176TH ST



Date: Tue, Jun 03, 2014
 Count Period: 4:00 PM to 6:00 PM
 Peak Hour: 4:30 PM to 5:30 PM



	HV %:	PHF
WB	3.1%	0.92
NB	8.8%	0.95
SB	3.3%	0.96
TOTAL	5.2%	0.97

Two-Hour Count Summaries

Interval Start	S 176TH ST Eastbound			S 176TH ST Westbound			INTERNATIONAL BLVD Northbound			INTERNATIONAL BLVD Southbound			15-min Total	Rolling One Hour
	LT	TH	RT	LT	TH	RT	LT	TH	RT	LT	TH	RT		
4:00 PM	0	0	0	93	0	72	0	148	47	68	227	0	655	
4:15 PM	0	0	0	63	0	80	0	186	39	71	236	0	675	
4:30 PM	0	0	0	66	0	51	0	197	46	55	274	0	689	
4:45 PM	0	0	0	56	0	56	0	171	54	67	221	0	625	2,644
5:00 PM	0	0	0	65	0	65	0	196	55	65	250	0	696	2,685
5:15 PM	0	0	0	61	0	60	0	183	55	66	259	0	684	2,694
5:30 PM	0	0	0	63	0	50	0	140	48	69	253	0	623	2,628
5:45 PM	0	0	0	46	0	48	0	161	49	50	210	0	564	2,567
Count Total	0	0	0	513	0	482	0	1,382	393	511	1,930	0	5,211	
Peak Hr	0	0	0	248	0	232	0	747	210	253	1,004	0	2,694	

Note: Two-hour count summary volumes include heavy vehicles but exclude bicycles in overall count.

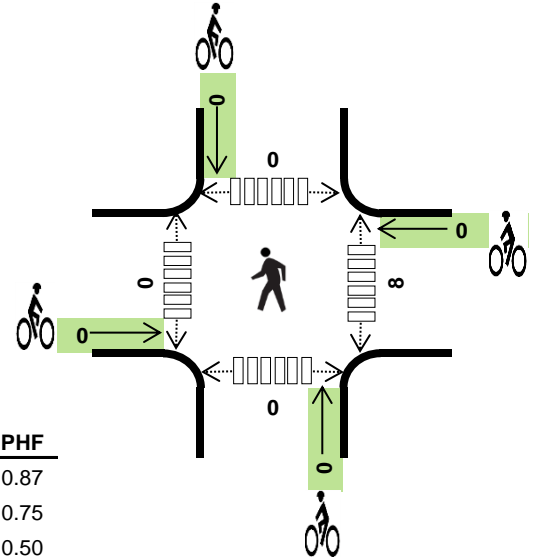
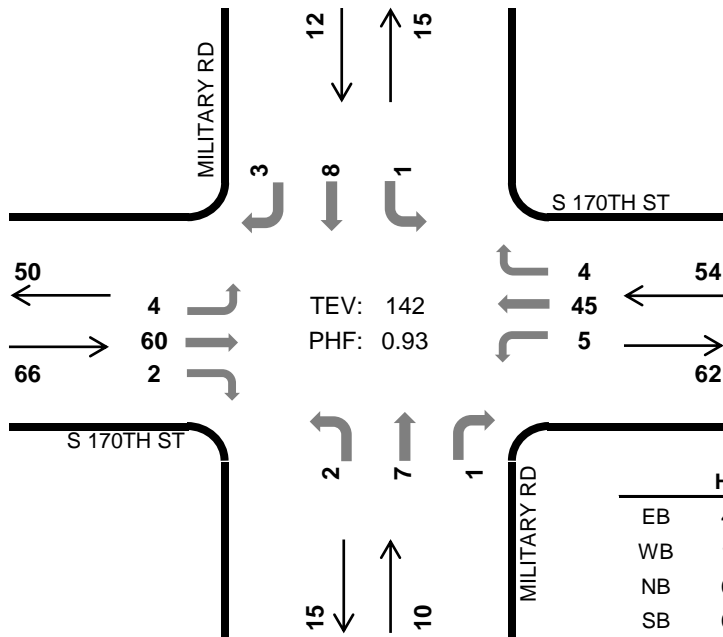
Interval Start	Heavy Vehicle Totals					Bicycles					Pedestrians (Crossing Leg)				
	EB	WB	NB	SB	Total	EB	WB	NB	SB	Total	East	West	North	South	Total
4:00 PM	0	8	23	16	47	0	0	0	0	0	28	0	15	0	43
4:15 PM	0	5	28	8	41	0	0	0	0	0	17	0	10	0	27
4:30 PM	0	4	19	12	35	0	0	1	0	1	17	0	28	0	45
4:45 PM	0	4	19	18	41	0	0	0	0	0	10	0	17	0	27
5:00 PM	0	3	27	5	35	0	0	0	0	0	13	0	18	0	31
5:15 PM	0	4	19	6	29	0	0	0	0	0	5	0	9	0	14
5:30 PM	0	7	27	10	44	0	0	0	0	0	16	0	14	0	30
5:45 PM	0	4	24	11	39	0	0	0	0	0	38	0	14	0	52
Count Total	0	39	186	86	311	0	0	1	0	1	144	0	125	0	269
Peak Hr	0	15	84	41	140	0	0	1	0	1	45	0	72	0	117

MILITARY RD S 170TH ST



Peak Hour

Date: Tue, Jun 03, 2014
 Count Period: 4:00 PM to 6:00 PM
 Peak Hour: 4:45 PM to 5:45 PM



	HV %:	PHF
EB	4.5%	0.87
WB	1.9%	0.75
NB	0.0%	0.50
SB	0.0%	0.60
TOTAL	2.8%	0.93

Two-Hour Count Summaries

Interval Start	S 170TH ST Eastbound			S 170TH ST Westbound			MILITARY RD Northbound			MILITARY RD Southbound			15-min Total	Rolling One Hour
	LT	TH	RT	LT	TH	RT	LT	TH	RT	LT	TH	RT		
4:00 PM	1	15	2	1	14	1	1	2	0	0	0	3	40	
4:15 PM	4	15	1	0	12	0	1	1	0	0	1	2	37	
4:30 PM	0	10	2	1	15	0	1	0	0	0	1	0	30	
4:45 PM	1	15	0	1	10	1	1	1	0	1	0	1	32	139
5:00 PM	0	12	2	1	17	0	0	2	0	0	4	0	38	137
5:15 PM	2	15	0	1	13	1	0	1	0	0	3	2	38	138
5:30 PM	1	18	0	2	5	2	1	3	1	0	1	0	34	142
5:45 PM	1	13	1	0	10	0	0	2	0	0	1	0	28	138
Count Total	10	113	8	7	96	5	5	12	1	1	11	8	277	
Peak Hr	4	60	2	5	45	4	2	7	1	1	8	3	142	

Note: Two-hour count summary volumes include heavy vehicles but exclude bicycles in overall count.

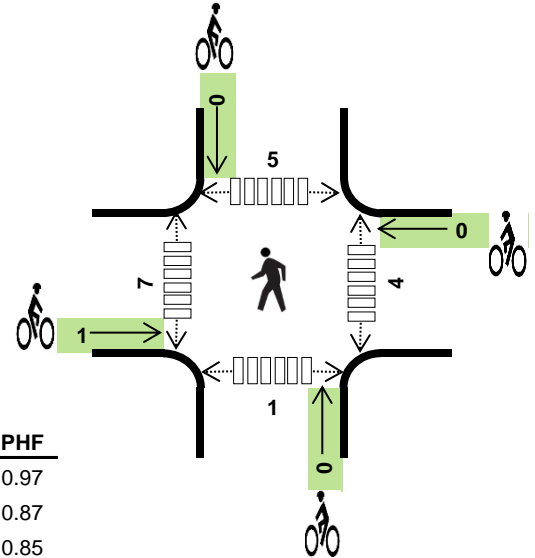
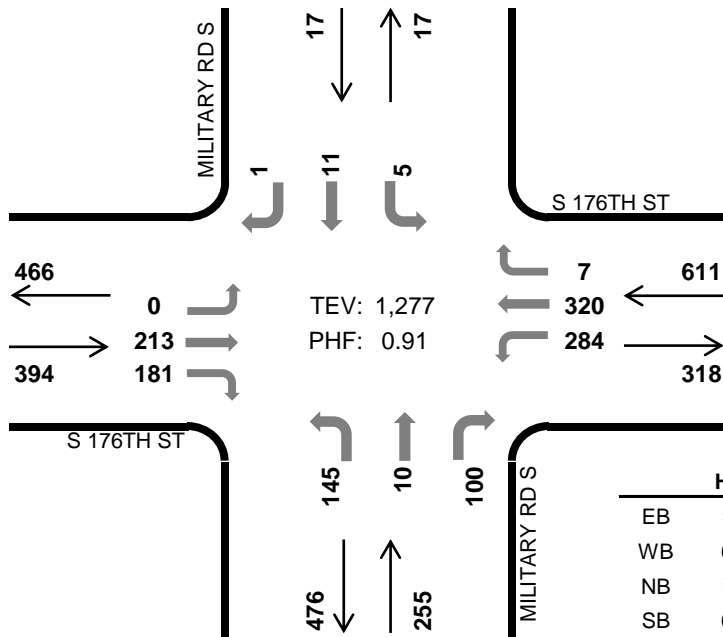
Interval Start	Heavy Vehicle Totals					Bicycles					Pedestrians (Crossing Leg)				
	EB	WB	NB	SB	Total	EB	WB	NB	SB	Total	East	West	North	South	Total
4:00 PM	0	3	0	0	3	0	0	0	0	0	1	0	0	0	1
4:15 PM	0	0	0	0	0	0	0	0	0	0	0	1	0	0	1
4:30 PM	1	0	0	0	1	0	0	0	0	0	0	1	1	0	2
4:45 PM	0	0	0	0	0	0	0	0	0	0	0	0	0	0	0
5:00 PM	2	1	0	0	3	0	0	0	0	0	0	0	0	0	0
5:15 PM	0	0	0	0	0	0	0	0	0	0	2	0	0	0	2
5:30 PM	1	0	0	0	1	0	0	0	0	0	6	0	0	0	6
5:45 PM	0	0	0	0	0	0	0	0	0	0	0	0	0	0	0
Count Total	4	4	0	0	8	0	0	0	0	0	9	2	1	0	12
Peak Hr	3	1	0	0	4	0	0	0	0	0	8	0	0	0	8

MILITARY RD S S 176TH ST



Peak Hour

Date: Tue, Jun 03, 2014
 Count Period: 4:00 PM to 6:00 PM
 Peak Hour: 4:45 PM to 5:45 PM



	HV %:	PHF
EB	1.3%	0.97
WB	0.2%	0.87
NB	1.6%	0.85
SB	0.0%	0.53
TOTAL	0.8%	0.91

Two-Hour Count Summaries

Interval Start	S 176TH ST			S 176TH ST			MILITARY RD S			MILITARY RD S			15-min Total	Rolling One Hour
	Eastbound			Westbound			Northbound			Southbound				
	LT	TH	RT	LT	TH	RT	LT	TH	RT	LT	TH	RT		
4:00 PM	0	48	56	52	68	3	43	3	26	0	2	0	301	
4:15 PM	0	53	43	49	71	0	37	2	19	1	1	0	276	
4:30 PM	0	50	45	73	64	1	39	1	19	2	0	0	294	
4:45 PM	0	62	40	60	72	2	43	0	31	1	2	0	313	1,184
5:00 PM	0	47	48	80	94	2	34	4	37	2	3	0	351	1,234
5:15 PM	0	52	50	78	72	1	31	3	19	0	1	0	307	1,265
5:30 PM	0	52	43	66	82	2	37	3	13	2	5	1	306	1,277
5:45 PM	1	55	37	42	58	1	37	2	22	0	0	2	257	1,221
Count Total	1	419	362	500	581	12	301	18	186	8	14	3	2,405	
Peak Hr	0	213	181	284	320	7	145	10	100	5	11	1	1,277	

Note: Two-hour count summary volumes include heavy vehicles but exclude bicycles in overall count.

Interval Start	Heavy Vehicle Totals					Bicycles					Pedestrians (Crossing Leg)				
	EB	WB	NB	SB	Total	EB	WB	NB	SB	Total	East	West	North	South	Total
4:00 PM	1	0	2	1	4	0	0	0	0	0	0	0	0	3	3
4:15 PM	1	2	2	0	5	0	0	0	0	0	1	0	0	0	1
4:30 PM	0	0	1	0	1	0	0	0	0	0	0	0	0	0	0
4:45 PM	1	0	0	0	1	0	0	0	0	0	1	1	0	0	2
5:00 PM	0	0	1	0	1	0	0	0	0	0	2	0	4	0	6
5:15 PM	0	1	1	0	2	0	0	0	0	0	1	6	1	1	9
5:30 PM	4	0	2	0	6	1	0	0	0	1	0	0	0	0	0
5:45 PM	1	1	4	1	7	0	0	1	0	1	0	0	1	0	1
Count Total	8	4	13	2	27	1	0	1	0	2	5	7	6	4	22
Peak Hr	5	1	4	0	10	1	0	0	0	1	4	7	5	1	17

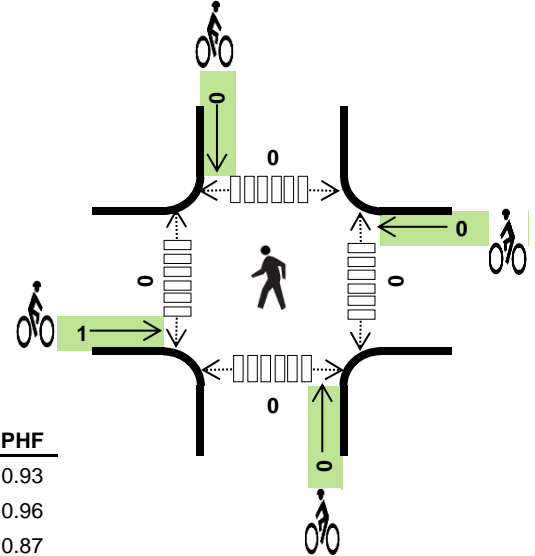
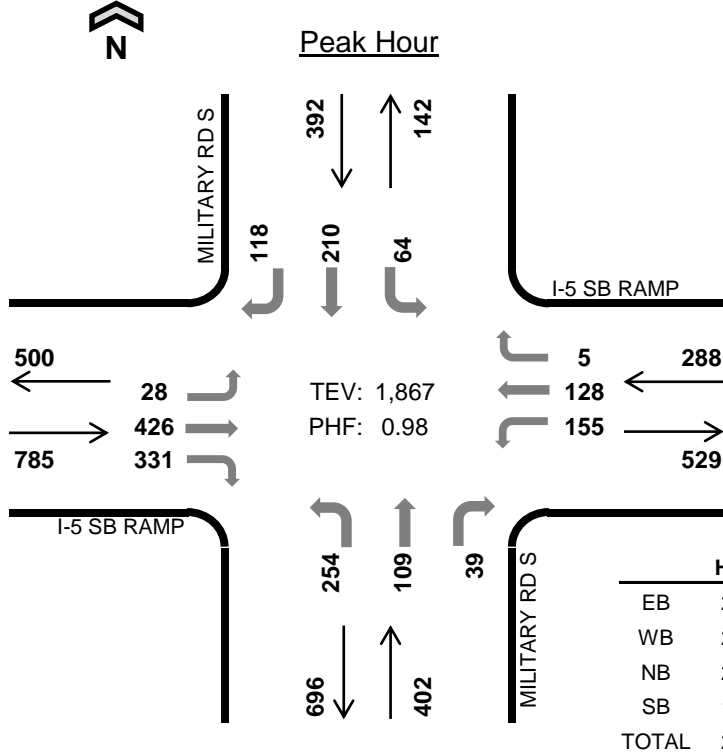
MILITARY RD S I-5 SB RAMP



Date: Tue, Jun 03, 2014

Count Period: 4:00 PM to 6:00 PM

Peak Hour: 4:15 PM to 5:15 PM



	HV %:	PHF
EB	2.5%	0.93
WB	2.8%	0.96
NB	2.5%	0.87
SB	1.8%	0.86
TOTAL	2.4%	0.98

Two-Hour Count Summaries

Interval Start	I-5 SB RAMP			I-5 SB RAMP			MILITARY RD S			MILITARY RD S			15-min Total	Rolling One Hour
	Eastbound			Westbound			Northbound			Southbound				
	LT	TH	RT	LT	TH	RT	LT	TH	RT	LT	TH	RT		
4:00 PM	9	112	70	36	21	1	61	27	7	13	58	19	434	
4:15 PM	5	116	90	38	28	3	54	22	4	19	65	30	474	
4:30 PM	5	108	69	40	34	1	71	34	10	17	52	31	472	
4:45 PM	10	104	72	41	28	1	71	22	10	13	42	33	447	1,827
5:00 PM	8	98	100	36	38	0	58	31	15	15	51	24	474	1,867
5:15 PM	8	109	86	29	34	1	69	26	9	19	46	35	471	1,864
5:30 PM	6	88	81	39	41	3	55	20	3	8	50	24	418	1,810
5:45 PM	15	69	59	38	44	2	65	31	2	4	23	16	368	1,731
Count Total	66	804	627	297	268	12	504	213	60	108	387	212	3,558	
Peak Hr	28	426	331	155	128	5	254	109	39	64	210	118	1,867	

Note: Two-hour count summary volumes include heavy vehicles but exclude bicycles in overall count.

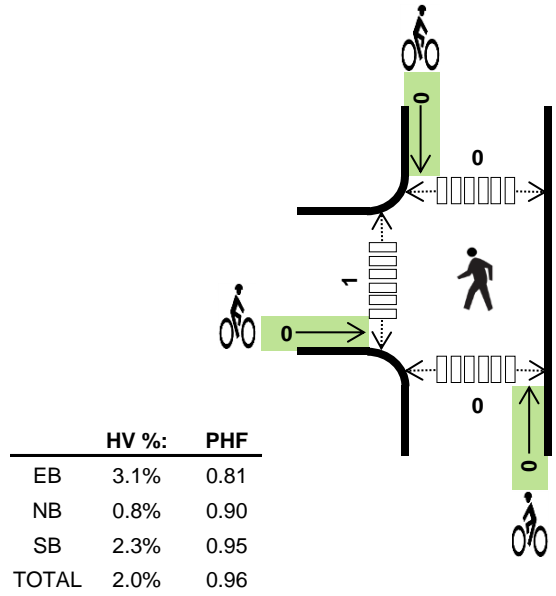
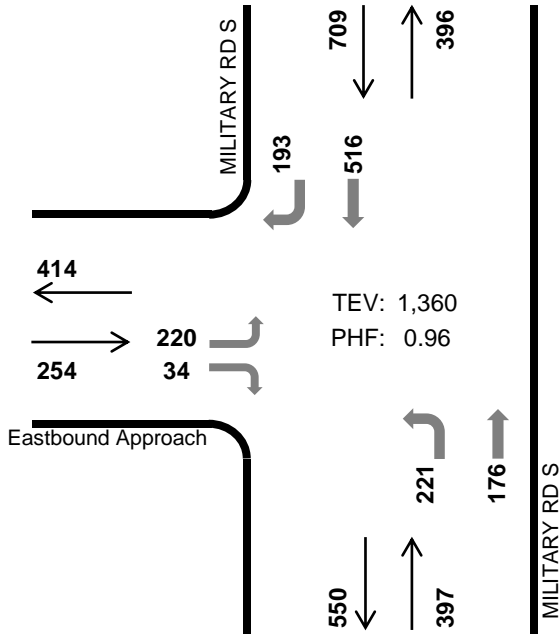
Interval Start	Heavy Vehicle Totals					Bicycles					Pedestrians (Crossing Leg)				
	EB	WB	NB	SB	Total	EB	WB	NB	SB	Total	East	West	North	South	Total
4:00 PM	3	2	5	4	14	0	0	0	1	1	0	0	0	0	0
4:15 PM	11	1	1	3	16	0	0	0	0	0	0	0	0	0	0
4:30 PM	2	3	5	1	11	0	0	0	0	0	0	0	0	0	0
4:45 PM	4	1	4	1	10	1	0	0	0	1	0	0	0	0	0
5:00 PM	3	3	0	2	8	0	0	0	0	0	0	0	0	0	0
5:15 PM	2	0	0	2	4	0	0	0	0	0	0	0	0	0	0
5:30 PM	2	1	1	2	6	0	0	0	0	0	1	0	0	1	2
5:45 PM	5	2	4	1	12	0	0	1	0	1	1	0	0	0	1
Count Total	32	13	20	16	81	1	0	1	1	3	2	0	0	1	3
Peak Hr	20	8	10	7	45	1	0	0	0	1	0	0	0	0	0

MILITARY RD S Eastbound Approach



Peak Hour

Date: Tue, Jun 03, 2014
 Count Period: 4:00 PM to 6:00 PM
 Peak Hour: 4:15 PM to 5:15 PM



	HV %:	PHF
EB	3.1%	0.81
NB	0.8%	0.90
SB	2.3%	0.95
TOTAL	2.0%	0.96

Two-Hour Count Summaries

Interval Start	Eastbound Approach			Eastbound Approach			MILITARY RD S			MILITARY RD S			15-min Total	Rolling One Hour
	Eastbound			Westbound			Northbound			Southbound				
	LT	TH	RT	LT	TH	RT	LT	TH	RT	LT	TH	RT		
4:00 PM	50	0	4	0	0	0	47	46	0	0	120	58	325	
4:15 PM	44	0	11	0	0	0	59	30	0	0	132	53	329	
4:30 PM	70	0	8	0	0	0	60	45	0	0	109	49	341	
4:45 PM	58	0	7	0	0	0	45	48	0	0	134	45	337	1,332
5:00 PM	48	0	8	0	0	0	57	53	0	0	141	46	353	1,360
5:15 PM	47	0	5	0	0	0	57	43	0	0	108	55	315	1,346
5:30 PM	56	0	16	0	0	0	46	30	0	0	114	45	307	1,312
5:45 PM	45	0	8	0	0	0	52	49	0	0	90	39	283	1,258
Count Total	418	0	67	0	0	0	423	344	0	0	948	390	2,590	
Peak Hr	220	0	34	0	0	0	221	176	0	0	516	193	1,360	

Note: Two-hour count summary volumes include heavy vehicles but exclude bicycles in overall count.

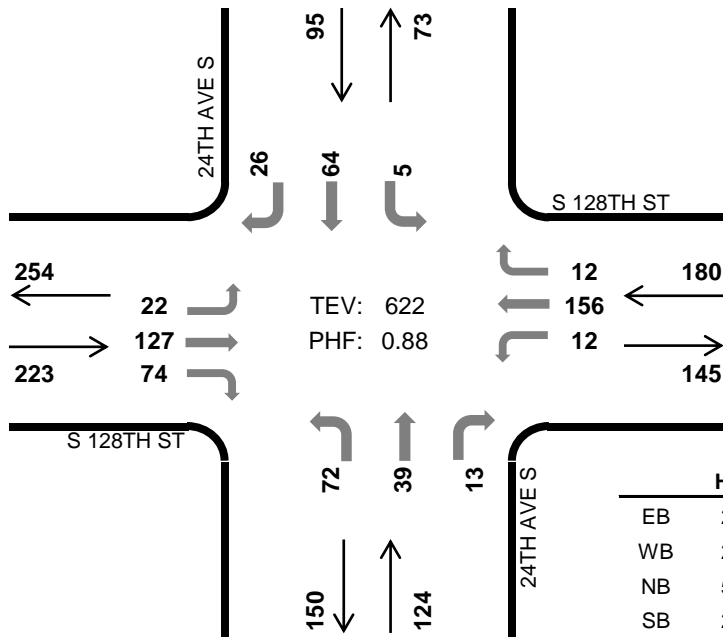
Interval Start	Heavy Vehicle Totals					Bicycles					Pedestrians (Crossing Leg)				
	EB	WB	NB	SB	Total	EB	WB	NB	SB	Total	East	West	North	South	Total
4:00 PM	3	0	5	3	11	0	0	0	0	0	0	0	0	0	0
4:15 PM	0	0	0	6	6	0	0	0	0	0	0	0	0	0	0
4:30 PM	5	0	2	6	13	0	0	0	0	0	0	0	0	0	0
4:45 PM	3	0	0	1	4	0	0	0	0	0	0	1	0	0	1
5:00 PM	0	0	1	3	4	0	0	0	0	0	0	0	0	0	0
5:15 PM	0	0	0	2	2	0	0	0	1	1	0	0	0	0	0
5:30 PM	1	0	1	2	4	0	0	0	0	0	0	0	0	0	0
5:45 PM	2	0	3	1	6	0	0	2	0	2	0	0	0	0	0
Count Total	14	0	12	24	50	0	0	2	1	3	0	1	0	0	1
Peak Hr	8	0	3	16	27	0	0	0	0	0	0	1	0	0	1

24TH AVE S S 128TH ST



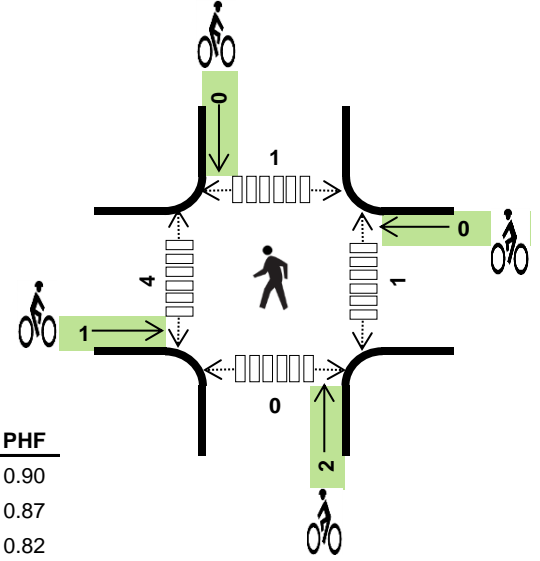
Peak Hour

Date: Tue, Jun 03, 2014
 Count Period: 4:00 PM to 6:00 PM
 Peak Hour: 4:30 PM to 5:30 PM



TEV: 622
 PHF: 0.88

	HV %:	PHF
EB	2.2%	0.90
WB	2.8%	0.87
NB	5.6%	0.82
SB	2.1%	0.91
TOTAL	3.1%	0.88



Two-Hour Count Summaries

Interval Start	S 128TH ST Eastbound			S 128TH ST Westbound			24TH AVE S Northbound			24TH AVE S Southbound			15-min Total	Rolling One Hour
	LT	TH	RT	LT	TH	RT	LT	TH	RT	LT	TH	RT		
4:00 PM	5	31	21	2	40	2	18	12	2	1	18	4	156	
4:15 PM	4	41	14	1	33	1	26	6	2	3	15	9	155	
4:30 PM	7	31	14	3	40	3	14	12	2	1	15	9	151	
4:45 PM	5	30	19	2	28	3	20	5	1	1	16	3	133	595
5:00 PM	4	29	22	5	43	1	17	10	5	1	19	6	162	601
5:15 PM	6	37	19	2	45	5	21	12	5	2	14	8	176	622
5:30 PM	3	24	11	2	29	3	26	11	4	1	9	1	124	595
5:45 PM	1	37	18	2	33	1	17	15	1	3	23	3	154	616
Count Total	35	260	138	19	291	19	159	83	22	13	129	43	1,211	
Peak Hr	22	127	74	12	156	12	72	39	13	5	64	26	622	

Note: Two-hour count summary volumes include heavy vehicles but exclude bicycles in overall count.

Interval Start	Heavy Vehicle Totals					Bicycles					Pedestrians (Crossing Leg)				
	EB	WB	NB	SB	Total	EB	WB	NB	SB	Total	East	West	North	South	Total
4:00 PM	4	0	1	3	8	0	0	0	0	0	0	0	1	2	3
4:15 PM	3	0	0	1	4	0	1	0	0	1	1	0	1	0	2
4:30 PM	1	1	1	1	4	0	0	0	0	0	1	0	0	0	1
4:45 PM	0	1	0	0	1	0	0	1	0	1	0	2	1	0	3
5:00 PM	2	0	3	0	5	0	0	1	0	1	0	1	0	0	1
5:15 PM	2	3	3	1	9	1	0	0	0	1	0	1	0	0	1
5:30 PM	0	0	1	1	2	0	0	1	0	1	1	0	1	0	2
5:45 PM	1	2	2	0	5	0	0	0	0	0	0	0	0	1	1
Count Total	13	7	11	7	38	1	1	3	0	5	3	4	4	3	14
Peak Hr	5	5	7	2	19	1	0	2	0	3	1	4	1	0	6

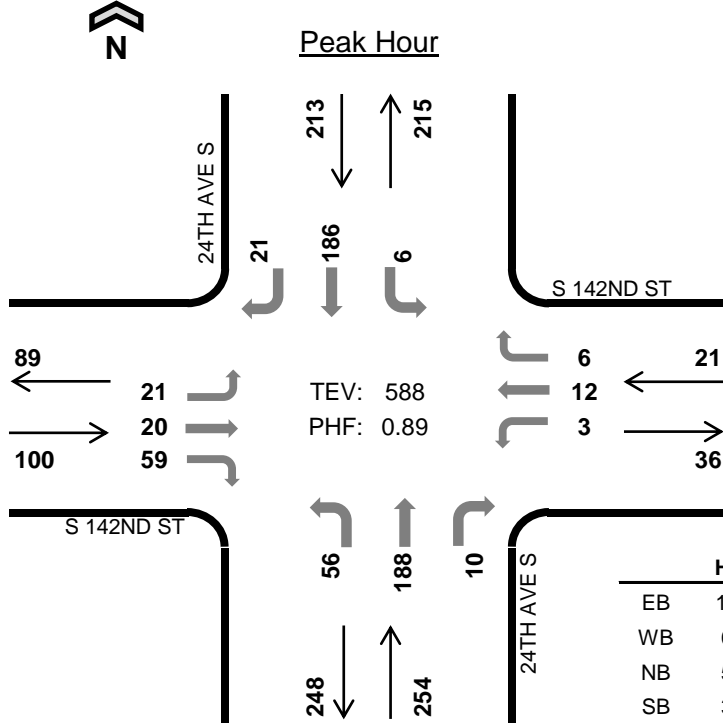
24TH AVE S S 142ND ST



Date: Tue, Jun 03, 2014

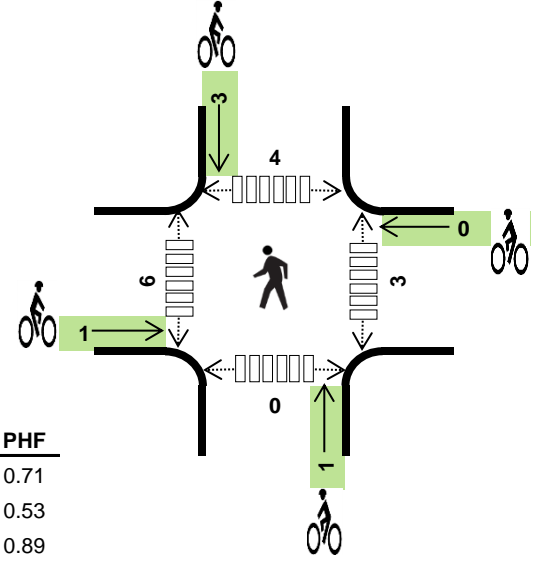
Count Period: 4:00 PM to 6:00 PM

Peak Hour: 4:30 PM to 5:30 PM



TEV: 588
PHF: 0.89

	HV %:	PHF
EB	11.0%	0.71
WB	0.0%	0.53
NB	5.9%	0.89
SB	3.8%	0.95
TOTAL	5.8%	0.89



Two-Hour Count Summaries

Interval Start	S 142ND ST Eastbound			S 142ND ST Westbound			24TH AVE S Northbound			24TH AVE S Southbound			15-min Total	Rolling One Hour
	LT	TH	RT	LT	TH	RT	LT	TH	RT	LT	TH	RT		
4:00 PM	5	4	9	0	3	0	11	37	1	4	51	4	129	
4:15 PM	5	5	13	3	3	1	11	45	2	2	37	3	130	
4:30 PM	4	3	15	0	3	0	16	43	1	2	47	5	139	
4:45 PM	7	7	12	2	3	0	15	45	3	2	47	5	148	546
5:00 PM	3	0	14	1	1	1	8	48	4	1	48	7	136	553
5:15 PM	7	10	18	0	5	5	17	52	2	1	44	4	165	588
5:30 PM	8	5	11	1	8	1	6	46	2	1	30	3	122	571
5:45 PM	3	4	8	1	1	2	9	40	2	1	50	4	125	548
Count Total	42	38	100	8	27	10	93	356	17	14	354	35	1,094	
Peak Hr	21	20	59	3	12	6	56	188	10	6	186	21	588	

Note: Two-hour count summary volumes include heavy vehicles but exclude bicycles in overall count.

Interval Start	Heavy Vehicle Totals					Bicycles					Pedestrians (Crossing Leg)				
	EB	WB	NB	SB	Total	EB	WB	NB	SB	Total	East	West	North	South	Total
4:00 PM	2	1	4	1	8	0	0	0	0	0	0	2	0	1	3
4:15 PM	0	1	2	6	9	0	0	0	0	0	1	0	0	2	3
4:30 PM	4	0	3	3	10	0	0	0	1	1	0	2	1	0	3
4:45 PM	1	0	4	1	6	0	0	0	0	0	0	1	1	0	2
5:00 PM	4	0	2	2	8	0	0	0	1	1	2	2	2	0	6
5:15 PM	2	0	6	2	10	1	0	1	1	3	1	1	0	0	2
5:30 PM	4	0	1	0	5	0	2	0	0	2	1	1	1	0	3
5:45 PM	1	0	5	1	7	0	2	2	1	5	0	6	0	0	6
Count Total	18	2	27	16	63	1	4	3	4	12	5	15	5	3	28
Peak Hr	11	0	15	8	34	1	0	1	3	5	3	6	4	0	13

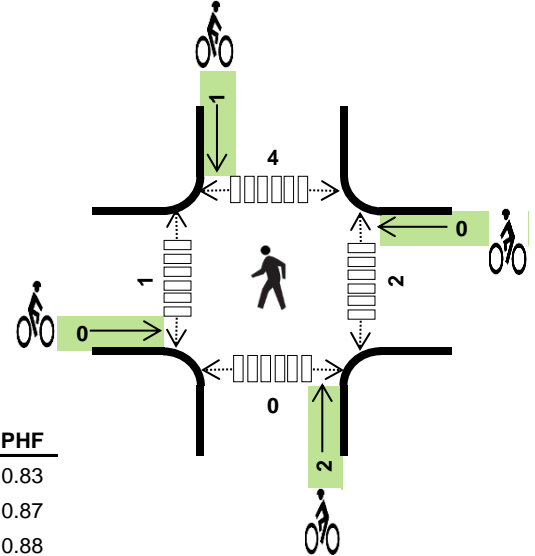
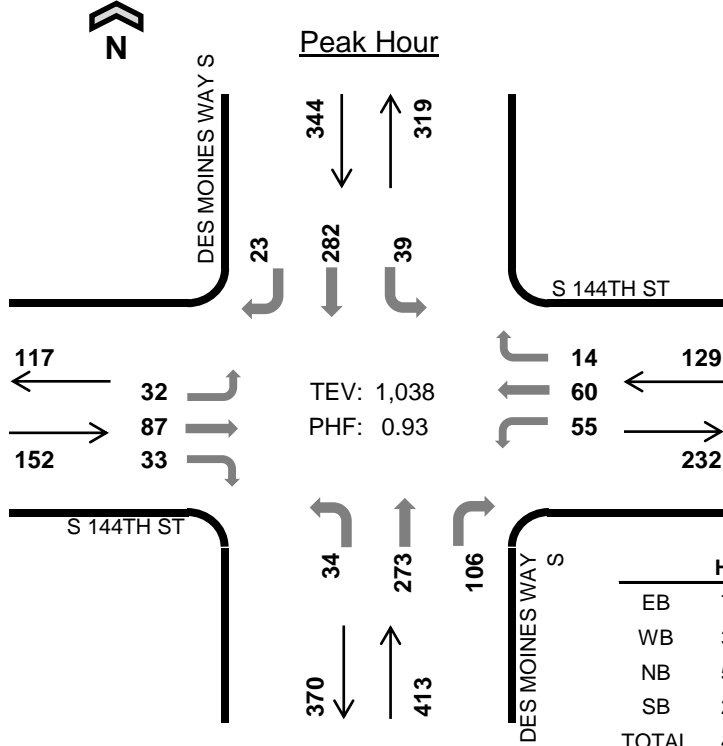
DES MOINES WAY S S 144TH ST



Date: Tue, Jun 03, 2014

Count Period: 4:00 PM to 6:00 PM

Peak Hour: 4:45 PM to 5:45 PM



	HV %:	PHF
EB	7.2%	0.83
WB	3.9%	0.87
NB	5.8%	0.88
SB	2.3%	0.86
TOTAL	4.6%	0.93

Two-Hour Count Summaries

Interval Start	S 144TH ST Eastbound			S 144TH ST Westbound			DES MOINES WAY S Northbound			DES MOINES WAY S Southbound			15-min Total	Rolling One Hour
	LT	TH	RT	LT	TH	RT	LT	TH	RT	LT	TH	RT		
4:00 PM	4	15	7	15	16	2	15	59	10	3	62	8	216	
4:15 PM	14	16	6	12	16	2	6	72	5	6	71	6	232	
4:30 PM	6	15	8	7	19	8	8	61	16	3	66	11	228	
4:45 PM	5	26	15	14	20	3	9	61	23	12	59	5	252	928
5:00 PM	6	24	8	18	12	3	7	68	30	7	69	7	259	971
5:15 PM	12	18	5	7	15	5	8	81	28	11	83	6	279	1,018
5:30 PM	9	19	5	16	13	3	10	63	25	9	71	5	248	1,038
5:45 PM	7	16	3	7	18	4	5	68	18	4	50	10	210	996
Count Total	63	149	57	96	129	30	68	533	155	55	531	58	1,924	
Peak Hr	32	87	33	55	60	14	34	273	106	39	282	23	1,038	

Note: Two-hour count summary volumes include heavy vehicles but exclude bicycles in overall count.

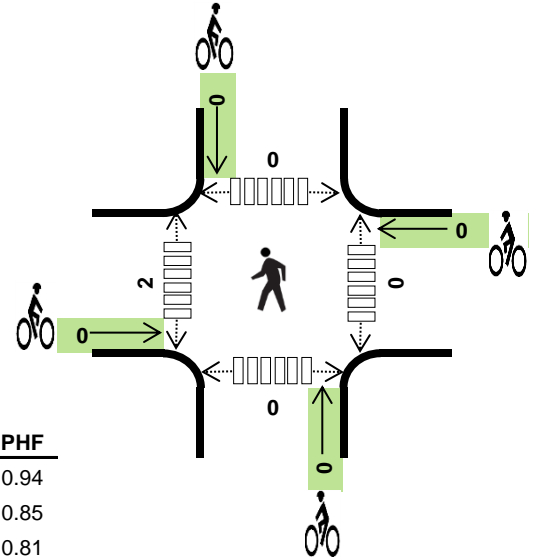
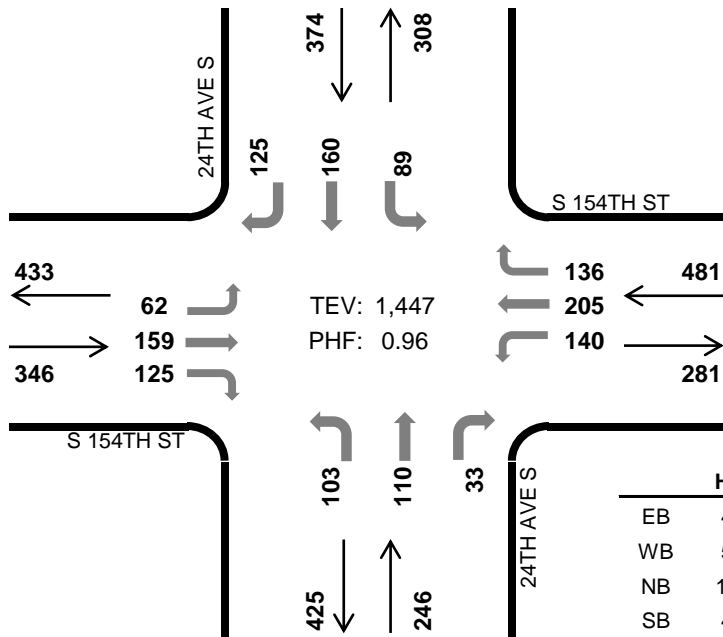
Interval Start	Heavy Vehicle Totals					Bicycles					Pedestrians (Crossing Leg)				
	EB	WB	NB	SB	Total	EB	WB	NB	SB	Total	East	West	North	South	Total
4:00 PM	3	4	6	1	14	0	0	0	0	0	2	2	1	0	5
4:15 PM	2	4	2	2	10	0	0	0	0	0	0	0	0	0	0
4:30 PM	2	0	5	2	9	0	0	0	0	0	0	0	0	0	0
4:45 PM	1	2	2	1	6	0	0	0	0	0	1	0	0	0	1
5:00 PM	5	0	11	2	18	0	0	1	0	1	0	1	2	0	3
5:15 PM	3	1	5	3	12	0	0	0	0	0	1	0	1	0	2
5:30 PM	2	2	6	2	12	0	0	1	1	2	0	0	1	0	1
5:45 PM	1	2	4	2	9	0	0	0	0	0	0	0	1	0	1
Count Total	19	15	41	15	90	0	0	2	1	3	4	3	6	0	13
Peak Hr	11	5	24	8	48	0	0	2	1	3	2	1	4	0	7

24TH AVE S S 154TH ST



Peak Hour

Date: Thu, Oct 23, 2014
 Count Period: 4:00 PM to 6:00 PM
 Peak Hour: 4:15 PM to 5:15 PM



	HV %:	PHF
EB	4.6%	0.94
WB	5.2%	0.85
NB	12.2%	0.81
SB	4.5%	0.88
TOTAL	6.1%	0.96

Two-Hour Count Summaries

Interval Start	S 154TH ST Eastbound			S 154TH ST Westbound			24TH AVE S Northbound			24TH AVE S Southbound			15-min Total	Rolling One Hour
	LT	TH	RT	LT	TH	RT	LT	TH	RT	LT	TH	RT		
4:00 PM	19	42	34	36	42	39	27	23	5	25	29	32	353	
4:15 PM	16	37	39	47	51	43	18	28	3	21	36	27	366	
4:30 PM	14	41	32	31	45	22	28	27	8	26	47	33	354	
4:45 PM	14	34	32	32	55	34	23	25	10	23	35	35	352	1,425
5:00 PM	18	47	22	30	54	37	34	30	12	19	42	30	375	1,447
5:15 PM	15	55	33	35	39	26	26	22	4	16	31	28	330	1,411
5:30 PM	14	39	37	31	32	33	26	36	2	23	25	31	329	1,386
5:45 PM	8	29	26	24	45	38	21	18	3	21	21	16	270	1,304
Count Total	118	324	255	266	363	272	203	209	47	174	266	232	2,729	
Peak Hr	62	159	125	140	205	136	103	110	33	89	160	125	1,447	

Note: Two-hour count summary volumes include heavy vehicles but exclude bicycles in overall count.

Interval Start	Heavy Vehicle Totals					Bicycles					Pedestrians (Crossing Leg)				
	EB	WB	NB	SB	Total	EB	WB	NB	SB	Total	East	West	North	South	Total
4:00 PM	5	4	5	3	17	0	0	1	0	1	0	0	0	0	0
4:15 PM	3	12	5	6	26	0	0	0	0	0	0	1	0	0	1
4:30 PM	6	4	11	5	26	0	0	0	0	0	0	1	0	0	1
4:45 PM	4	7	5	3	19	0	0	0	0	0	0	0	0	0	0
5:00 PM	3	2	9	3	17	0	0	0	0	0	0	0	0	0	0
5:15 PM	5	8	5	5	23	0	0	0	0	0	0	0	0	0	0
5:30 PM	4	6	7	2	19	0	0	0	0	0	0	0	0	0	0
5:45 PM	2	5	6	5	18	0	0	0	0	0	0	0	0	0	0
Count Total	32	48	53	32	165	0	0	1	0	1	0	2	0	0	2
Peak Hr	16	25	30	17	88	0	0	0	0	0	0	2	0	0	2