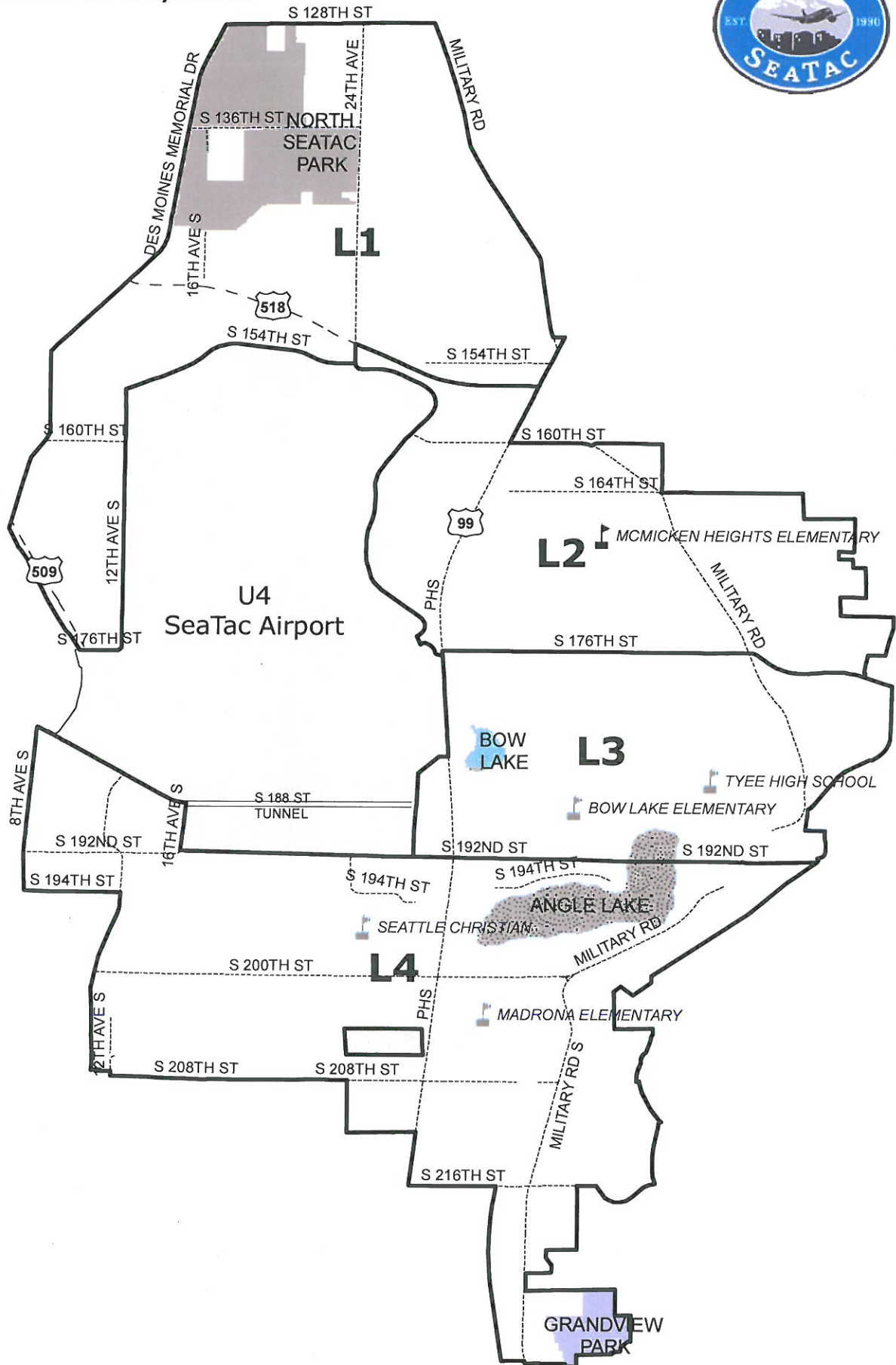


City of SeaTac Patrol Districts

Effective March 16, 2010





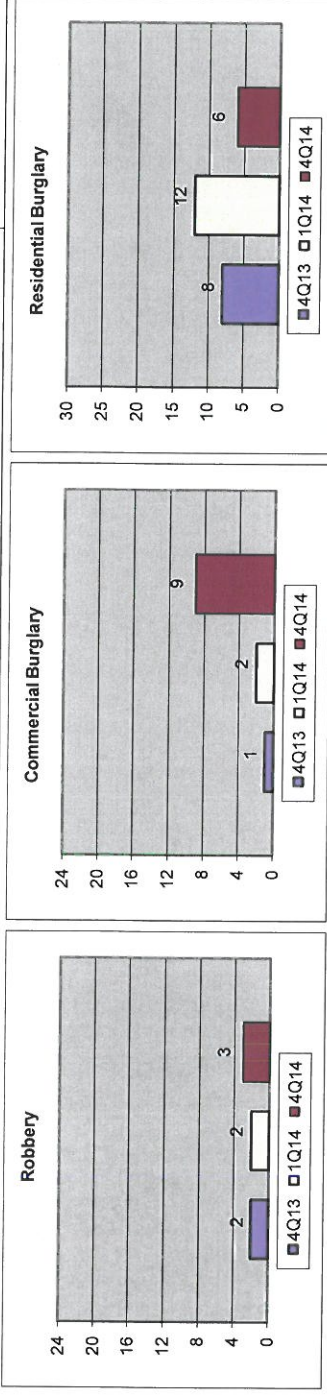
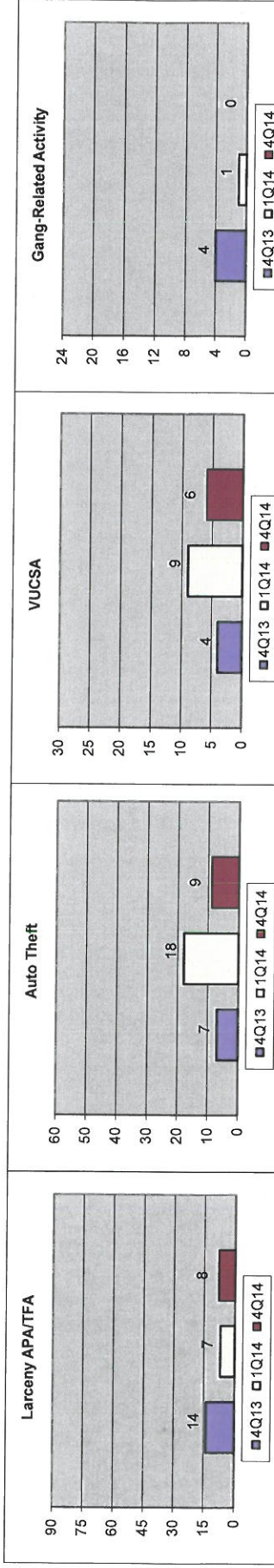
King County Sheriff's Office
Selected Activity Counts for L1 District
4th Quarter 2014*



L1	Larceny APA/TFA			Auto Theft			VUCSA			Gang-Related Activity				
	4Q13	1Q14	4Q14	4Q13	1Q14	4Q14	4Q13	1Q14	4Q14	4Q13	1Q14	4Q14	Yr over Yr % Chg	Yr over Yr % Chg
L1	14	7	8	7	18	9	4	9	6	4	1	0	50.0%	-100.0%
													28.6%	50.0%

L1	Robbery			Comm. Burglary			Res. Burglary				
	4Q13	1Q14	4Q14	4Q13	1Q14	4Q14	4Q13	1Q14	4Q14	Yr over Yr % Chg	Yr over Yr % Chg
L1	2	2	3	1	2	9	8	12	6	800.0%	-25.0%

*Numbers are estimates based on CAD data.



NOTE: APA/TFA = auto parts & accessories/taken from auto
 VUCSA = Violation of Uniform Controlled Substances Act
 CAD = mainly patrol activity, including 911 calls, officer-initiated activity, etc.



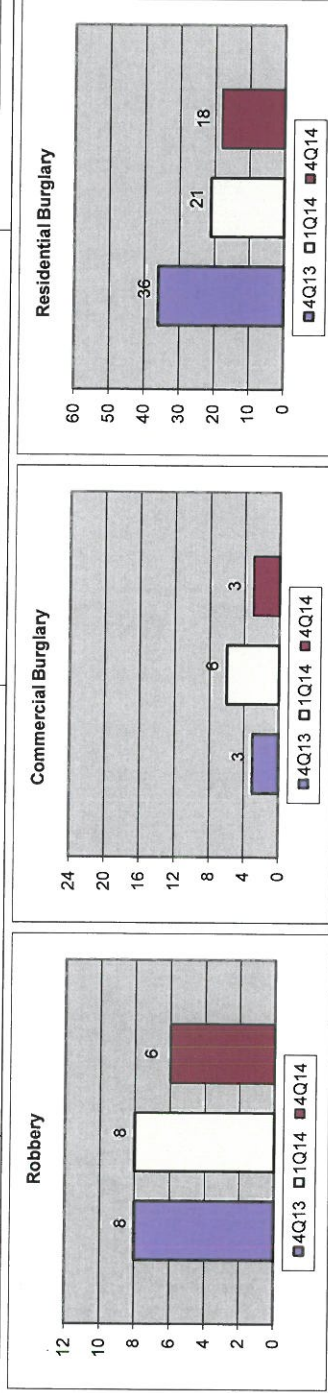
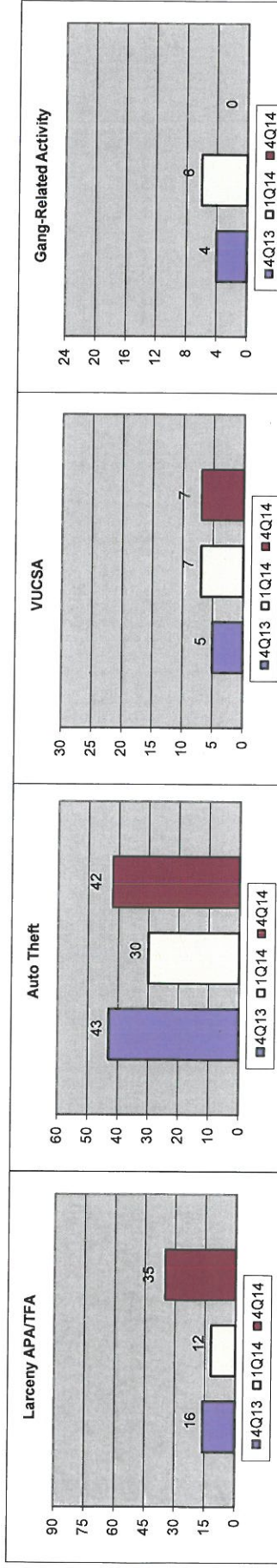
King County Sheriff's Office
Selected Activity Counts for L2 District
4th Quarter 2014*



L2	Larceny APATFA			Auto Theft			VUCSA			Gang-Related Activity				
	4Q13	1Q14	4Q14	4Q13	1Q14	4Q14	4Q13	1Q14	4Q14	4Q13	1Q14	4Q14	Yr over Yr % Chg	Yr over Yr % Chg
L2	16	12	35	43	30	42	5	7	7	4	6	0	40.0%	-100.0%

L2	Robbery			Comm. Burglary			Res. Burglary					
	4Q13	1Q14	4Q14	4Q13	1Q14	4Q14	4Q13	1Q14	4Q14	Yr over Yr % Chg	Yr over Yr % Chg	Yr over Yr % Chg
L2	8	8	6	3	6	3	36	21	18	0.0%	0.0%	-50.0%

*Numbers are estimates based on CAD data.



NOTE: APATFA = auto parts & accessories/taken from auto
 VUCSA = Violation of Uniform Controlled Substances Act
 CAD = mainly patrol activity, including 911 calls, officer-initiated activity, etc.



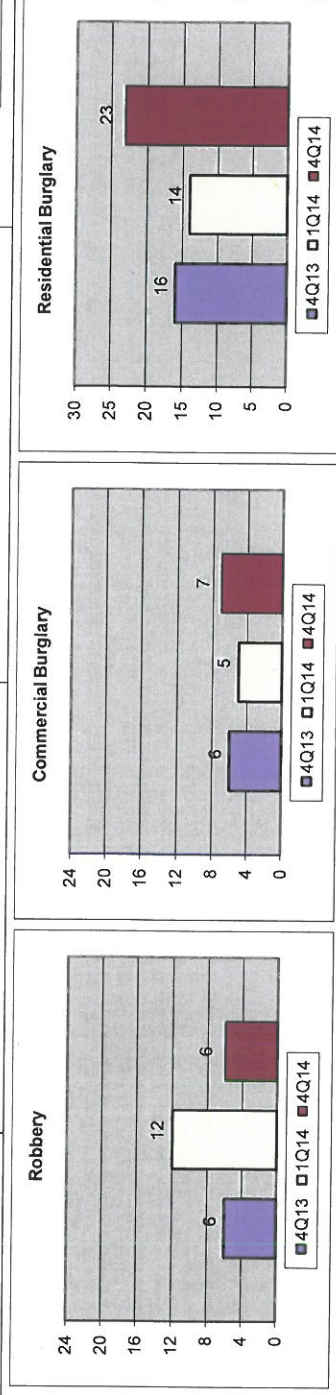
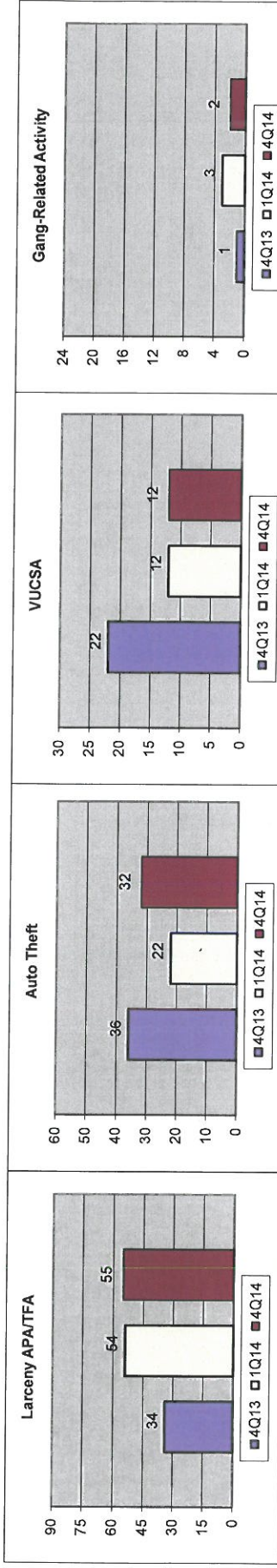
King County Sheriff's Office
Selected Activity Counts for L3 District
4th Quarter 2014*



L3	Larceny APA/TFA			Auto Theft			VUCSA			Gang-Related Activity						
	4Q13	1Q14	4Q14	Yr over Yr % Chg	4Q13	1Q14	4Q14	Yr over Yr % Chg	4Q13	1Q14	4Q14	Yr over Yr % Chg				
L3	34	54	55	61.8%	36	22	32	-11.1%	22	12	12	-45.5%	1	3	2	100.0%

L3	Robbery			Comm. Burglary			Res. Burglary					
	4Q13	1Q14	4Q14	Yr over Yr % Chg	4Q13	1Q14	4Q14	Yr over Yr % Chg	4Q13	1Q14	4Q14	Yr over Yr % Chg
L3	6	12	6	0.0%	6	5	7	16.7%	16	14	23	43.8%

*Numbers are estimates based on CAD data.



NOTE: APA/TFA = auto parts & accessories/taken from auto
 VUCSA = Violation of Uniform Controlled Substances Act
 CAD = mainly patrol activity, including 911 calls, officer-initiated activity, etc.



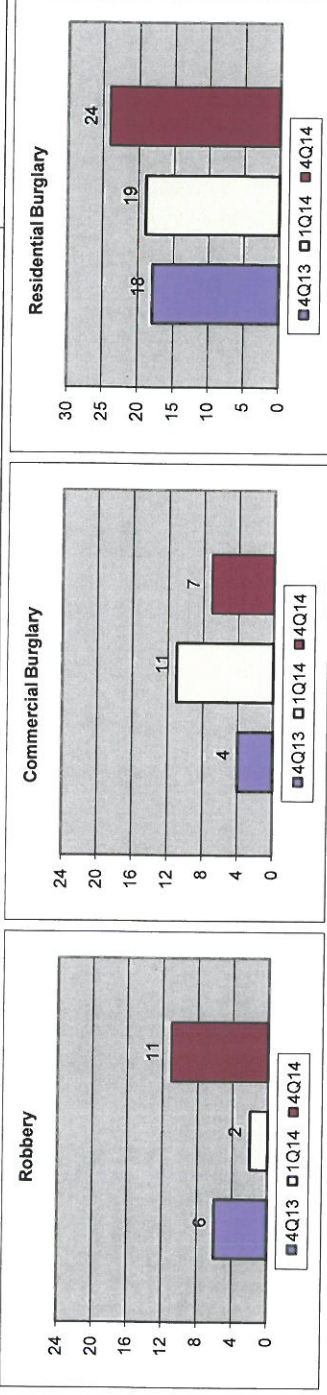
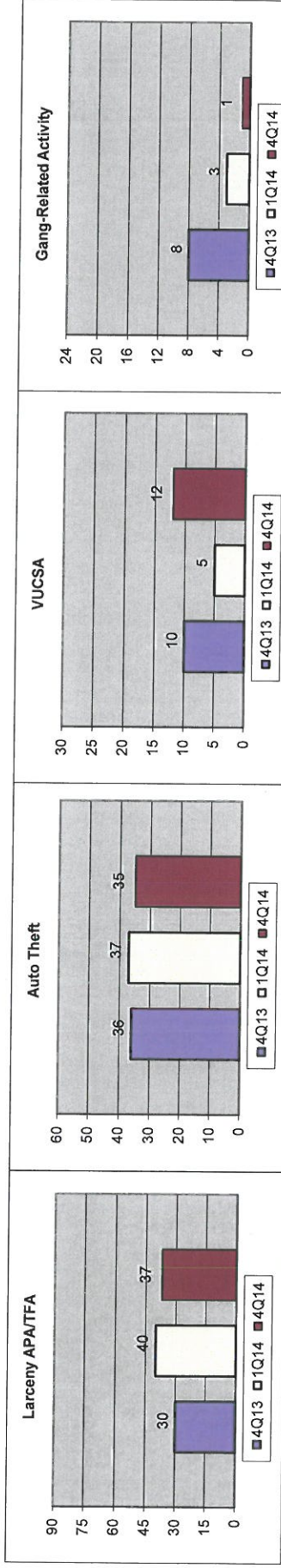
**King County Sheriff's Office
Selected Activity Counts for L4 District
4th Quarter 2014***



L4	Larceny APA/TFA			Auto Theft			VUCSA			Gang-Related Activity		
	4Q13	1Q14	Yr over Yr % Chg	4Q13	1Q14	Yr over Yr % Chg	4Q13	1Q14	Yr over Yr % Chg	4Q13	1Q14	Yr over Yr % Chg
L4	30	40	23.3%	36	37	-2.8%	10	5	20.0%	8	3	-87.5%

L4	Robbery			Comm. Burglary			Res. Burglary			
	4Q13	1Q14	Yr over Yr % Chg	4Q13	1Q14	Yr over Yr % Chg	4Q13	1Q14	Yr over Yr % Chg	
L4	6	2	83.3%	4	11	75.0%	18	19	24	33.3%

*Numbers are estimates based on CAD data.



NOTE: APA/TFA = auto parts & accessories/taken from auto
 VUCSA = Violation of Uniform Controlled Substances Act
 CAD = mainly patrol activity, including 911 calls, officer-initiated activity, etc.